

Comp 311

Functional Programming

Nick Vrvilo, Two Sigma Investments
Robert “Corky” Cartwright, Rice University

October 10, 2019

Syntactic Sugar: Currying

- Scala provides special syntax for defining a function that immediately returns another function:

```
def f(x0: T0, ... , xN: TN) = (y0: U0, ..., yM: UM) => expr
```

can be rewritten as:

```
def f(x0: T0, ... , xN: TN)(y0: U0, ..., yM: UM) = expr
```

- Defining a function in this way is called “currying”, after the computer scientist Haskell Curry

Folding Revisited

```
abstract class List[+T] {  
  ...  
  def foldLeft[S](x: S)(f: (S, T) => S): S  
  def foldRight[S](x: S)(f: (T, S) => S): S  
}
```

Note that these functions are curried



Folding Revisited

```
case object Empty extends List[Nothing] {  
  ...  
  def foldLeft[S](x: S)(f: (S, T) => S) = x  
  def foldRight[S](x: S)(f: (T, S) => S) = x  
}
```

Folding Revisited

```
case class Cons[+T](head: T, tail: List[T])
extends List[T] {
  ...
  def foldLeft[S](x: S)(f: (S, T) => S) =
    tail.foldLeft(f(x, head))(f)

  def foldRight[S](x: S)(f: (T, S) => S) =
    f(head, tail.foldRight(x)(f))
}
}
```

Note that *foldLeft* is tail-recursive, but *foldRight* is not; therefore, *foldLeft* is usually preferred.

Fold Revisited

```
def foldLeft[S >: T](x: S)(f: (S, S) => S) =  
  tail.foldLeft(f(x, head), f)
```

```
Cons(1, Cons(2, Cons(3, Empty))).foldLeft(0) (_+_ ) ↪  
Cons(2, Cons(3, Empty)).foldLeft(0 + 1, _+_ ) ↪  
Cons(2, Cons(3, Empty)).foldLeft(1, _+_ ) ↪  
Cons(3, Empty).foldLeft(1 + 2, _+_ ) ↪  
Cons(3, Empty).foldLeft(3, _+_ ) ↪  
Empty.foldLeft(3 + 3, _+_ ) ↪  
Empty.foldLeft(6, _+_ ) ↪  
6
```

Folding Revisited

```
def foldRight[S >: T](x: S)(f: (S, S) => S) =  
  f(tail.foldRight(x, f), head)
```

```
Cons(1, Cons(2, Cons(3, Empty))).foldRight(0) (_+_ ) ↪  
Cons(2, Cons(3, Empty)).foldRight(0, _+_ ) + 1 ↪  
Cons(3, Empty).foldRight(0, _+_ ) + 2 + 1 ↪  
Empty.foldRight(0, _+_ ) + 3 + 2 + 1 ↪  
0 + 3 + 2 + 1 ↪*  
6
```

Reduce Revisited

```
abstract class List[+T] {  
  ...  
  def reduce[S >: T](f: (S, S) => S): S  
}
```

*We can elide a zero element for the reduction
provided that the list is non-empty*

Reduce Revisited

```
case object Empty extends List[Nothing] {  
  ...  
  def reduce[S](f: (S, S) => S) =  
    throw new UnsupportedOperationException  
}
```

Reduce Revisited

```
case class Cons[+T](head: T, tail: List[T])
extends List[T] {
  ...
  def reduce[S >: T](f: (S, S) => S) =
    tail.foldLeft[S](head)(f)
}
```



We explicitly instantiate the type parameter to foldLeft. Without this, type inference will instantiate the type parameter based on the static type of head (which is T) and then signal an error that f is not of type (T, T) => T.

Forall and Exists

```
abstract class List[+T] {  
  ...  
  def forall(p: T => Boolean) =  
    map(p).foldLeft(true, _&&_)  
  
  def exists(p: T => Boolean) =  
    map(p).foldLeft(false, _||_)  
}
```

Pointwise Addition

```
def pointwiseAdd(xs: List[Int], ys: List[Int]): List[Int] = {  
  require (xs.length == ys.length)  
  
  (xs, ys) match {  
    case (Empty, Empty) => Empty  
    case (Cons(x1, xs1), Cons(y1, ys1)) =>  
      Cons(x1 + y1, pointwiseAdd(xs1, ys1))  
  }  
}
```

Generalizing to ZipWith

```
// in class List:  
def zipWith[U,V](f: (T, U) => V)(that: List[U]): List[V] = {  
  require (this.length == that.length)  
  
  (this, that) match {  
    case (Empty, Empty) => Empty  
    case (Cons(x1,xs1), Cons(y1,ys1)) =>  
      Cons(f(x1,y1), xs1.zipWith(f)(ys1))  
  }  
}
```

Defining The Zip Function

```
// in class List:  
def zip[U](that: List[U]) = zipWith((_ , _ : U))(that)
```

Defining Flatten

```
def flatten[S](xs: List[List[S]]) = {  
  xs.foldLeft(Empty)(_ ++ _)  
}
```

*Because of the specific type of List needed,
we define as a top level function*

Defining FlatMap

```
abstract class List[+T] {  
  ...  
  def flatMap[S](f: T => List[S]) =  
    flatten(this.map(f))  
}  
}
```

*In contrast to flatten, our flatMap function
can be defined on arbitrary lists*

Defining FlatMap

- These definitions suggest that flatMap is the best thought of as the more primitive notion
- We can define flatMap as a method on lists directly and then define flatten in terms of it

Defining FlatMap

```
abstract class List[+T] { ...  
  def flatMap[S](f: Nothing => List[S]): List[S]  
}
```

```
case object Empty extends List[Nothing] { ...  
  def flatMap[S](f: Nothing => List[S]) = Empty  
}
```

```
case class Cons[+T](head: T, tail: List[T])  
extends List[T] { ...  
  def flatMap[S](f: T => List[S]) =  
    f(head) ++ tail.flatMap(f)  
}
```

Defining Filter

```
abstract class List[+T] {  
  ...  
  def filter[U](p: T => Boolean): List[T]  
}
```

Defining Filter

```
case object Empty extends List[Nothing] {  
  ...  
  def filter[U](p: T => Boolean) = Empty  
}
```

Defining Filter

```
case class Cons[+T](head: T, tail: List[T])
extends List[T] {
  ...
  def filter[U](p: T => Boolean) = {
    if (p(head)) Cons(head, tail.filter(p))
    else tail.filter(p)
  }
}
```

For Expressions

- As with all expressions, for expressions reduce to a value
- The value reduced to is a collection
- The type of collection produced depends on the types of collections iterated over
- Each iteration produces a value to include in the resulting collection

Many Maps and Filters Can Be Expressed Using For Expressions

```
for (x <- xs) yield square(x) + 1
```

Many Maps and Filters Can Be Expressed Using For Expressions

```
for (x <- xs) yield square(x) + 1
```

We call this a generator

Many Maps and Filters Can Be Expressed Using For Expressions

`for` *clauses* `yield` *body*

Many Maps and Filters Can Be Expressed Using For Expressions

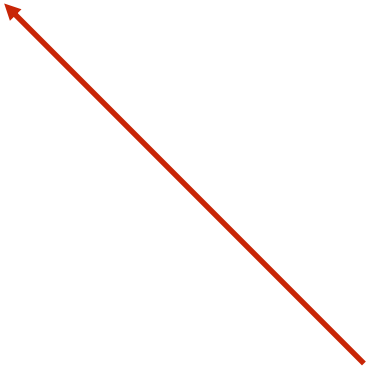
```
for (i <- 1 to 10) yield square(i) + 1
```



*Includes 10
(closed interval)*

Many Maps and Filters Can Be Expressed Using For Expressions

```
for (i <- 0 until 10) yield square(i) + 1
```




*Does not include 10
(half-open interval)*


Many Maps and Filters Can Be Expressed Using For Expressions

```
for {  
  i <- 0 until 10  
  if i % 2 == 0  
} yield square(i) + 1
```

*Predicate filter
for even numbers*



*Use curly braces in place of parents to
allow for multiple expression clauses*



Many Maps and Filters Can Be Expressed Using For Expressions

```
for (i <- 0 until 10 by 2)  
  yield square(i) + 1
```

Specifying a “step” for the range is another way to get the even numbers

Many Maps and Filters Can Be Expressed Using For Expressions

```
// BAD FORM
for (i <- 0 until xs.length)
  yield square(xs.nth(i)) + 1
```

Many Maps and Filters Can Be Expressed Using For Expressions

```
// Write this instead  
for (x <- xs)  
  yield square(x) + 1
```

Takeaways

- Variance:
 - Consumed values are **contra**-variant (e.g., function arguments)
 - Produced values are **co**-variant (e.g., function return values)
 - Checking correctness of annotations is hard—be glad that the compiler does this for you!
- Scala's *for*-comprehensions are a concise short-hand for composing monadic operations: *flatMap*, *map*, *filter*