

COMP 322: Fundamentals of Parallel Programming

Lecture 8: Finish, Async, Computation Graphs

Mack Joyner
mjoyner@rice.edu

<http://comp322.rice.edu>



Homework #1 Hints

- `sorted` operation on streams results in ascending order. To sort in descending order, use `sorted(Comparator.reverseOrder())`.
- `groupingBy`, convert elements of stream into type you want by passing `Collectors.mapping`(map-function, downstream-collector) as an additional argument. For parallel streams use `groupingByConcurrent`.

Create a mapping between customer IDs and their order IDs whose status is "PENDING"

```
orderRepo.findAll().stream()
    .filter(order -> order.getStatus().equals("PENDING"))
    .collect(Collectors.groupingBy(order -> order.getCustomer().getId(), Collectors.mapping(
        Order::getId,
        Collectors.toSet()
    )));
```

Acknowledgement: Chase Hartsell



Async and Finish Statements for Task Creation and Termination

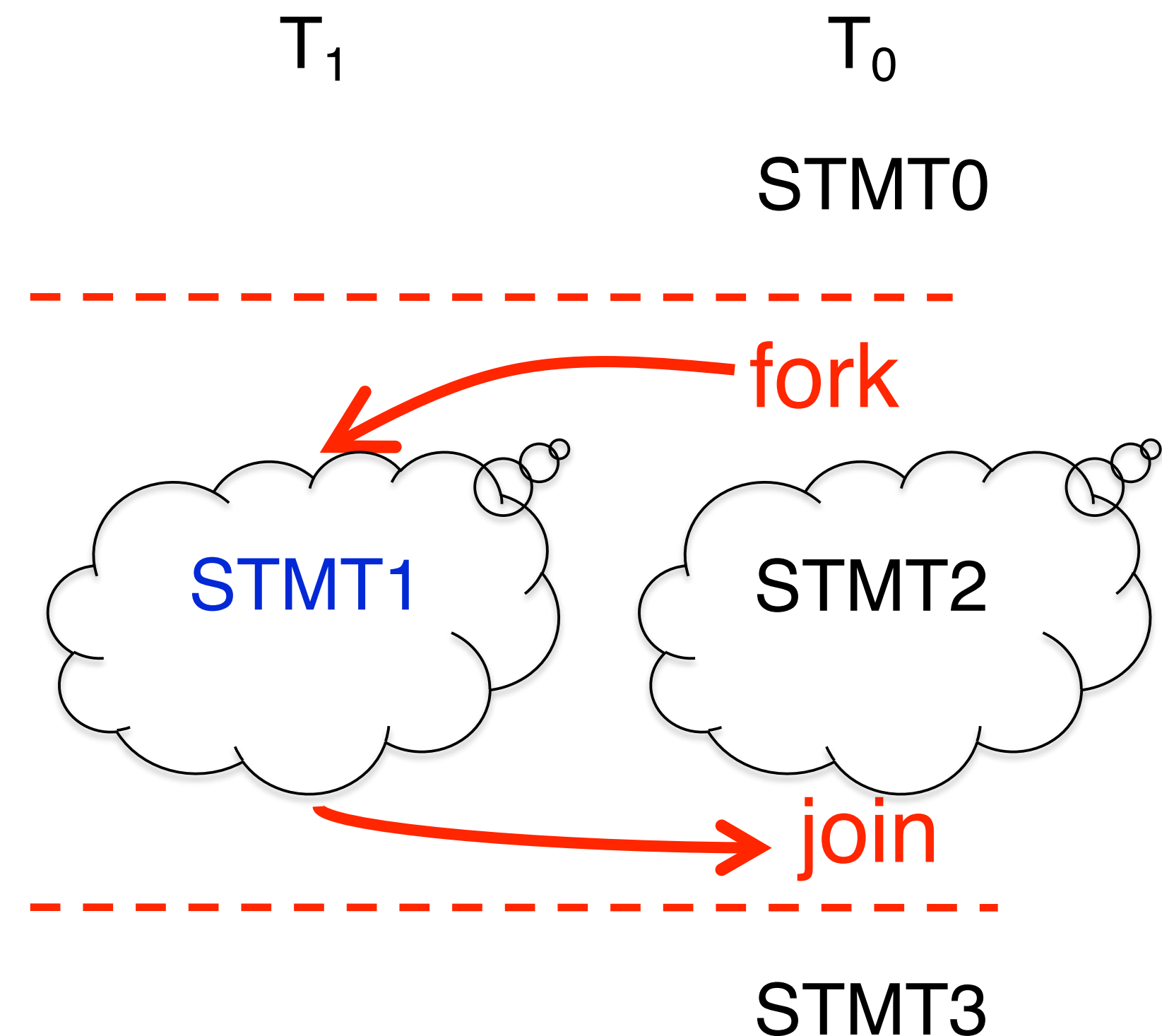
async S

- Creates a new child task that executes statement S

```
// T0(Parent task)
STMT0;
finish { //Begin finish
  async {
    STMT1; //T1(Child task)
  }
  STMT2; //Continue in T0
} //End finish (wait for T1)
STMT3; //Continue in T0
```

finish S

- Execute S, but wait until *all* asyncs in S's scope have terminated.



Example of a Sequential Program: Computing sum of array elements

Algorithm 1: Sequential ArraySum

Input: Array of numbers, X .

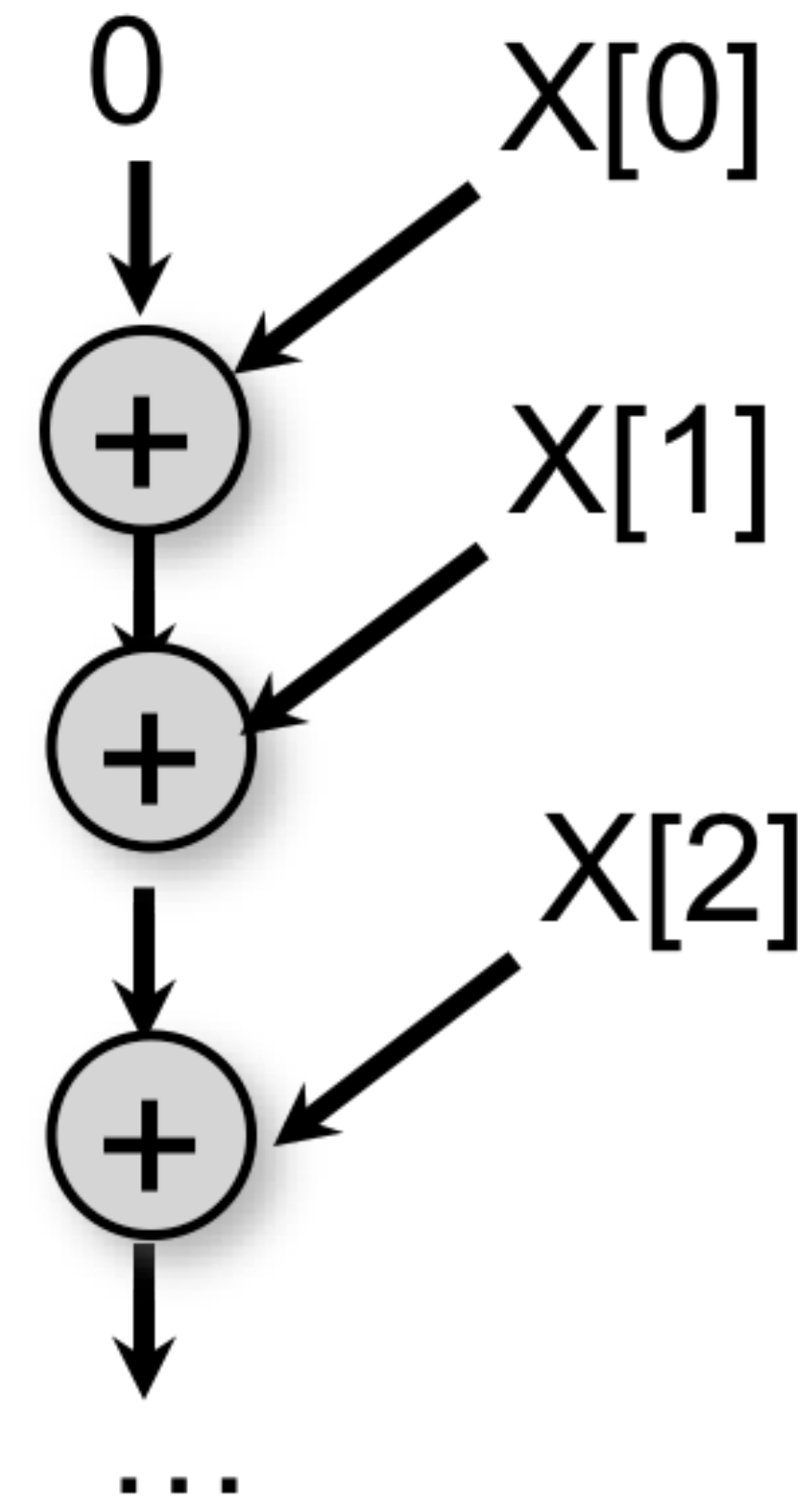
Output: $sum =$ sum of elements in array X .

$sum \leftarrow 0;$

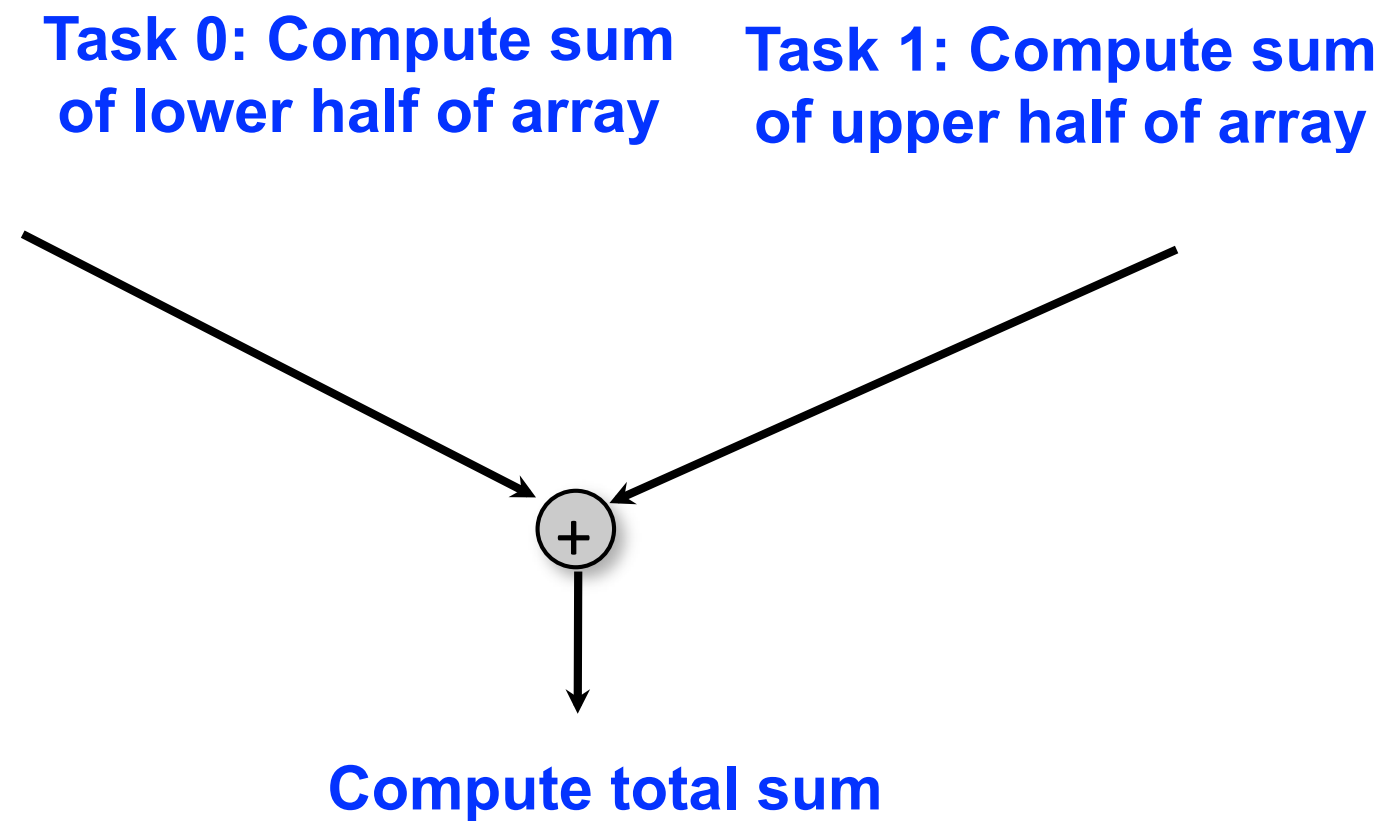
for $i \leftarrow 0$ **to** $X.length - 1$ **do**

$sum \leftarrow sum + X[i];$

return $sum;$



Parallelization Strategy for 2 cores (Two-way Parallel Array Sum)



Basic idea:

- Decompose problem into two tasks for partial sums
- Combine results to obtain final answer
- Parallel divide-and-conquer pattern



Two-way Parallel Array Sum using async & finish constructs

Algorithm 2: Two-way Parallel ArraySum

Input: Array of numbers, X .

Output: $sum = \text{sum of elements in array } X$.

// Start of Task T1 (main program)

$sum1 \leftarrow 0$; $sum2 \leftarrow 0$;

// Compute $sum1$ (lower half) and $sum2$ (upper half) in parallel.

finish{

async{

 // Task T2

for $i \leftarrow 0$ **to** $X.length/2 - 1$ **do**

$sum1 \leftarrow sum1 + X[i]$;

 };

async{

 // Task T3

for $i \leftarrow X.length/2$ **to** $X.length - 1$ **do**

$sum2 \leftarrow sum2 + X[i]$;

 };

};

// Task T1 waits for Tasks T2 and T3 to complete

// Continuation of Task T1

$sum \leftarrow sum1 + sum2$;

return sum ;



Two-way Parallel Array Sum using async & finish constructs

Algorithm 2: Two-way Parallel ArraySum

Input: Array of numbers, X .

Output: $sum = \text{sum of elements in array } X$.

// Start of Task T1 (main program)

$sum1 \leftarrow 0$; $sum2 \leftarrow 0$;

// Compute $sum1$ (lower half) and $sum2$ (upper half) in parallel.

finish{

async{

 // Task T2

for $i \leftarrow 0$ **to** $X.length/2 - 1$ **do**

$sum1 \leftarrow sum1 + X[i]$;

 };

async{

 // Task T3

for $i \leftarrow X.length/2$ **to** $X.length - 1$ **do**

$sum2 \leftarrow sum2 + X[i]$;

 };

};

...more work...

$sum \leftarrow sum1 + sum2$;

return sum ;



Two-way Parallel Array Sum using futures

```
// Parent Task T1 (main program)
// Compute sum1 (lower half) & sum2 (upper half) in parallel
var sum1 = future(() -> { // Future Task T2
    int sum = 0;
    for (int i = 0; i < X.length / 2; i++) sum += X[i];
    return sum;
});
var sum2 = future(() -> { // Future Task T3
    int sum = 0;
    for (int i = X.length / 2; i < X.length; i++) sum += X[i];
    return sum;
});
...more work...
int total = sum1.get() + sum2.get();
```



Computation Graphs

- A Computation Graph (CG) captures the dynamic execution of a parallel program, for a specific input
- CG nodes are “steps” in the program’s execution
 - A step is a sequential subcomputation without any spawned, begin-finish or end-finish operations
- CG edges represent ordering constraints
 - “Continue” edges define sequencing of steps within a task
 - “Spawn” edges connect parent tasks to child spawned tasks
 - “Join” edges connect the end of each spawned task to its IEF’s end-must finish operations
- All computation graphs must be acyclic
 - It is not possible for a node to depend on itself
- Computation graphs are examples of “directed acyclic graphs” (DAGs)

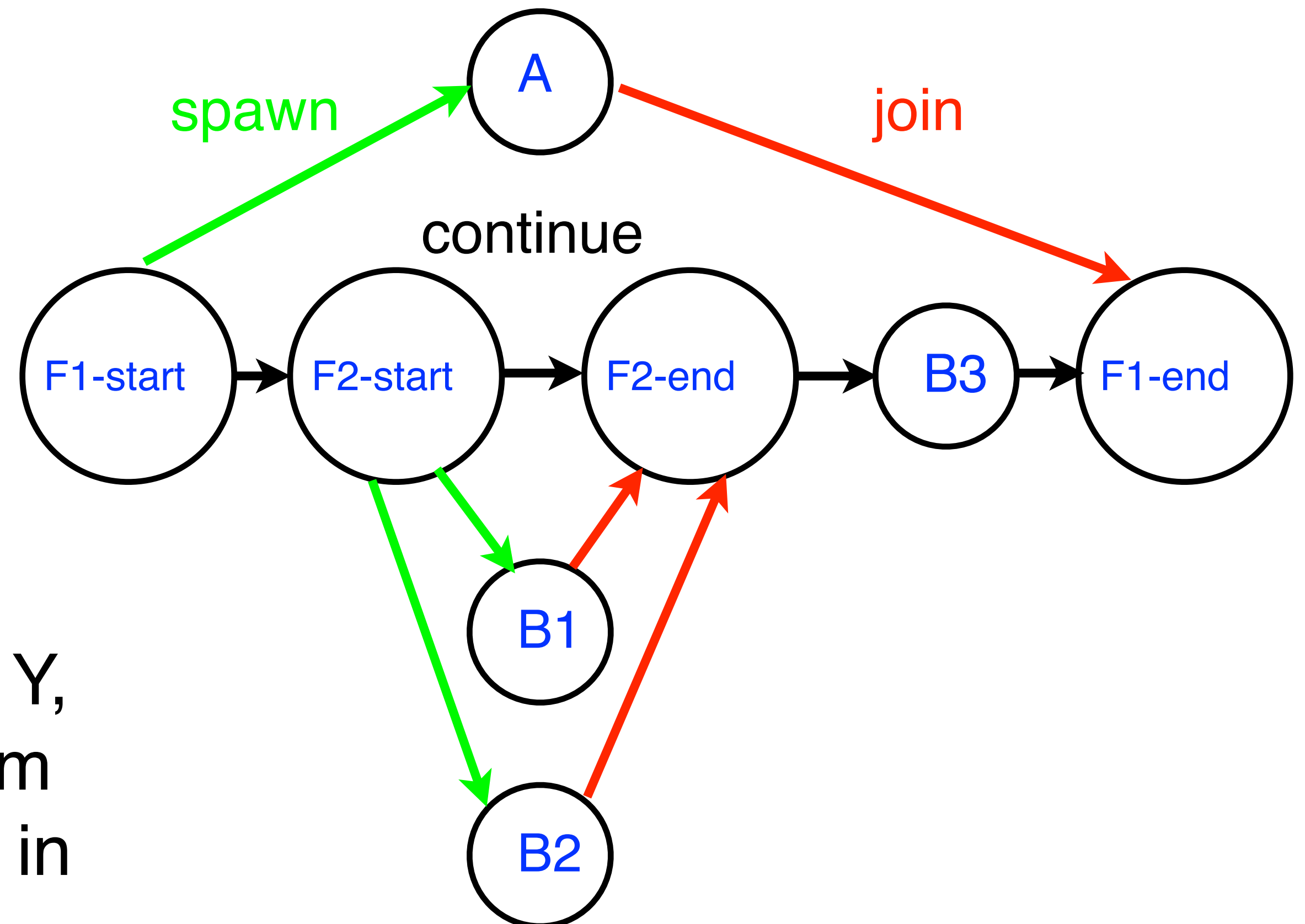


Which statements can potentially be executed in parallel with each other?

1. `finish { // F1`
2. `async { A; }`
3. `finish { // F2`
4. `async { B1; }`
5. `async { B2; }`
6. `} // F2`
7. `B3;`
8. `} // F1`

Key idea: If two statements, X and Y, have *no path of directed edges* from one to the other, then they can run in parallel with each other.

Computation Graph



Parallelize Tasks

Assume you have 2 washers and 2 dryers. Assume there's 0 cost to spawn a task.

Place “finish” and “async” blocks around the following tasks:

1. Run load 1 in washer (LW1)
2. Run load 2 in washer (LW2)
3. Run load 1 in dryer (LD1)
4. Run load 2 in dryer (LD2)



Parallelize Tasks (Solution #1)

Assume you have 2 washers and 2 dryers. Assume there's 0 cost to spawn a task.

Place “**finish**” and “**async**” blocks around the following tasks:

1. **finish** { // F1
2. **async** { Run load 1 in washer (LW1) }
3. **async** { Run load 2 in washer (LW2) }
4. } // F1
5. **async** { Run load 1 in dryer (LD1) }
6. **async** { Run load 2 in dryer (LD2) }



Parallelize Tasks (Solution #2)

Assume you have 2 washers and 2 dryers. Assume there's 0 cost to spawn a task.

Place “finish” and “async” blocks around the following tasks:

1. finish { // F1
2. async { Run load 1 in washer (LW1); Run load 1 in dryer (LD1) }
3. async { Run load 2 in washer (LW2); Run load 2 in dryer (LD2) }
- 4.} // F1



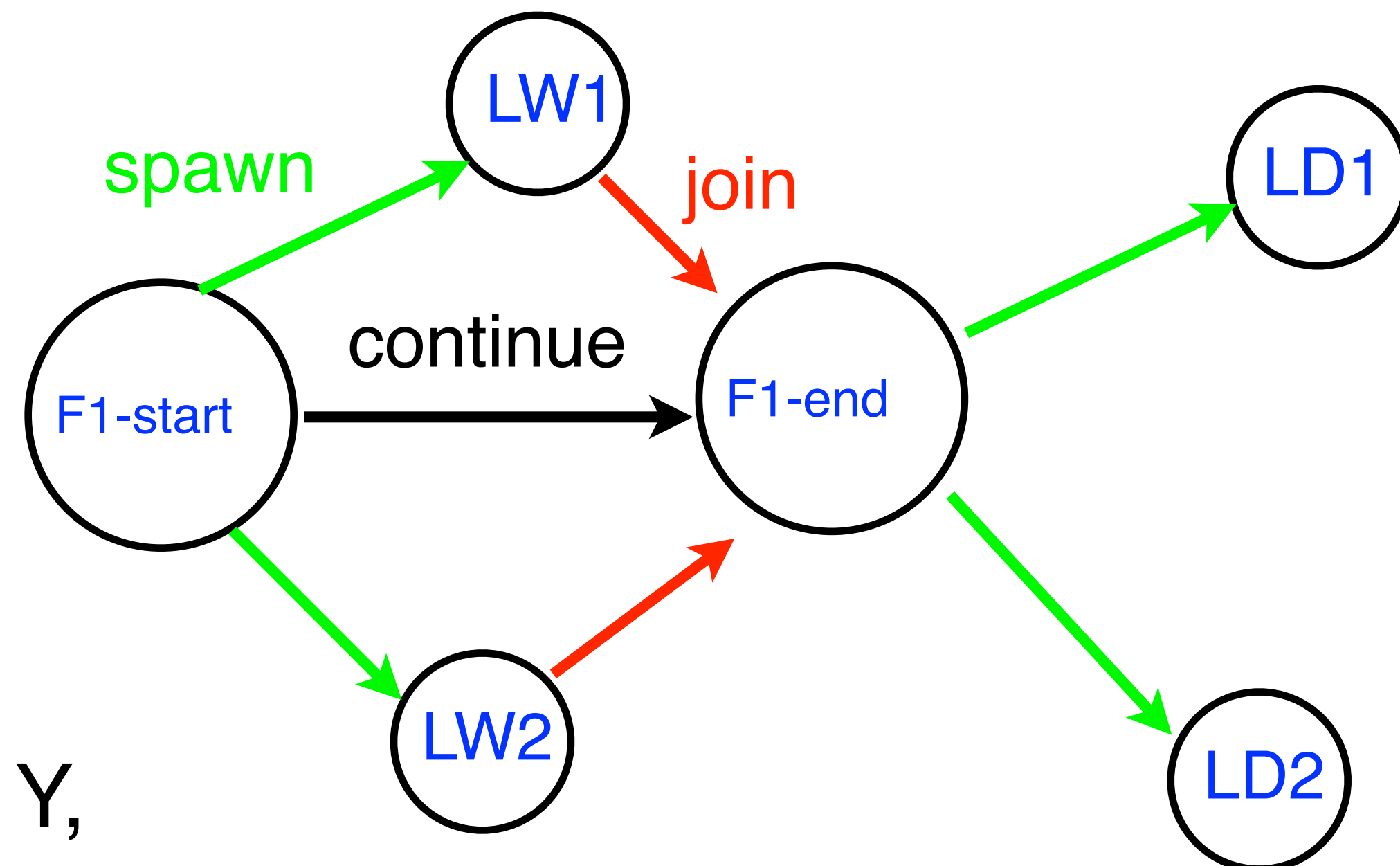
Draw Computation Graph for Solution



Draw Computation Graph for Solution #1

1. `finish { // F1`
2. `async LW1;`
3. `async LW2;`
4. `}` // F1
5. `async LD1;`
6. `async LD2;`

Computation Graph



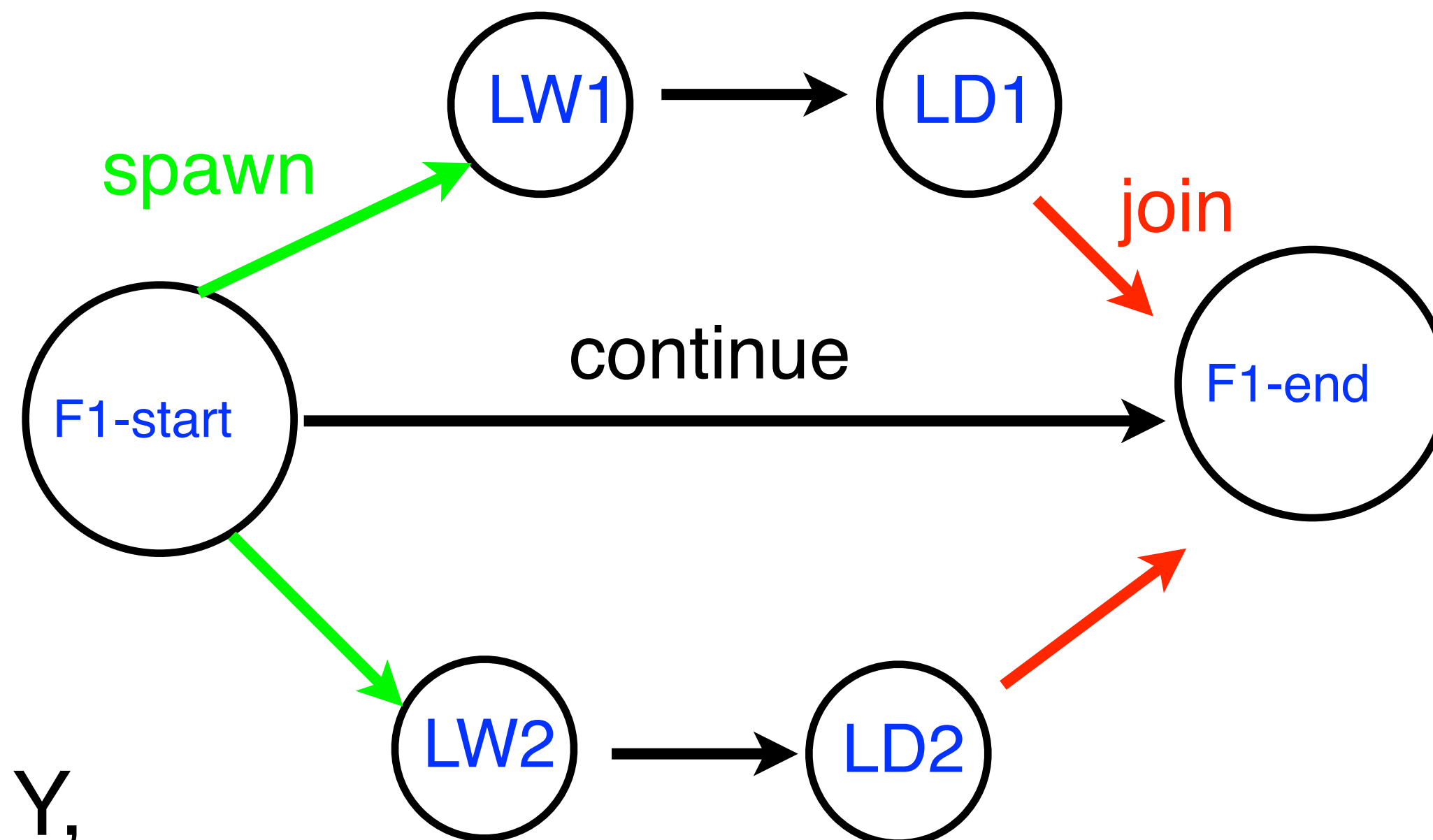
Key idea: If two statements, X and Y, have *no path of directed edges* from one to the other, then they can run in parallel with each other.



Draw Computation Graph for Solution #2

1. `finish { // F1`
2. `async { LW1; LD1 }`
3. `async { LW2; LD2 }`
4. `} // F1`

Computation Graph



Key idea: If two statements, X and Y, have *no path of directed edges* from one to the other, then they can run in parallel with each other.

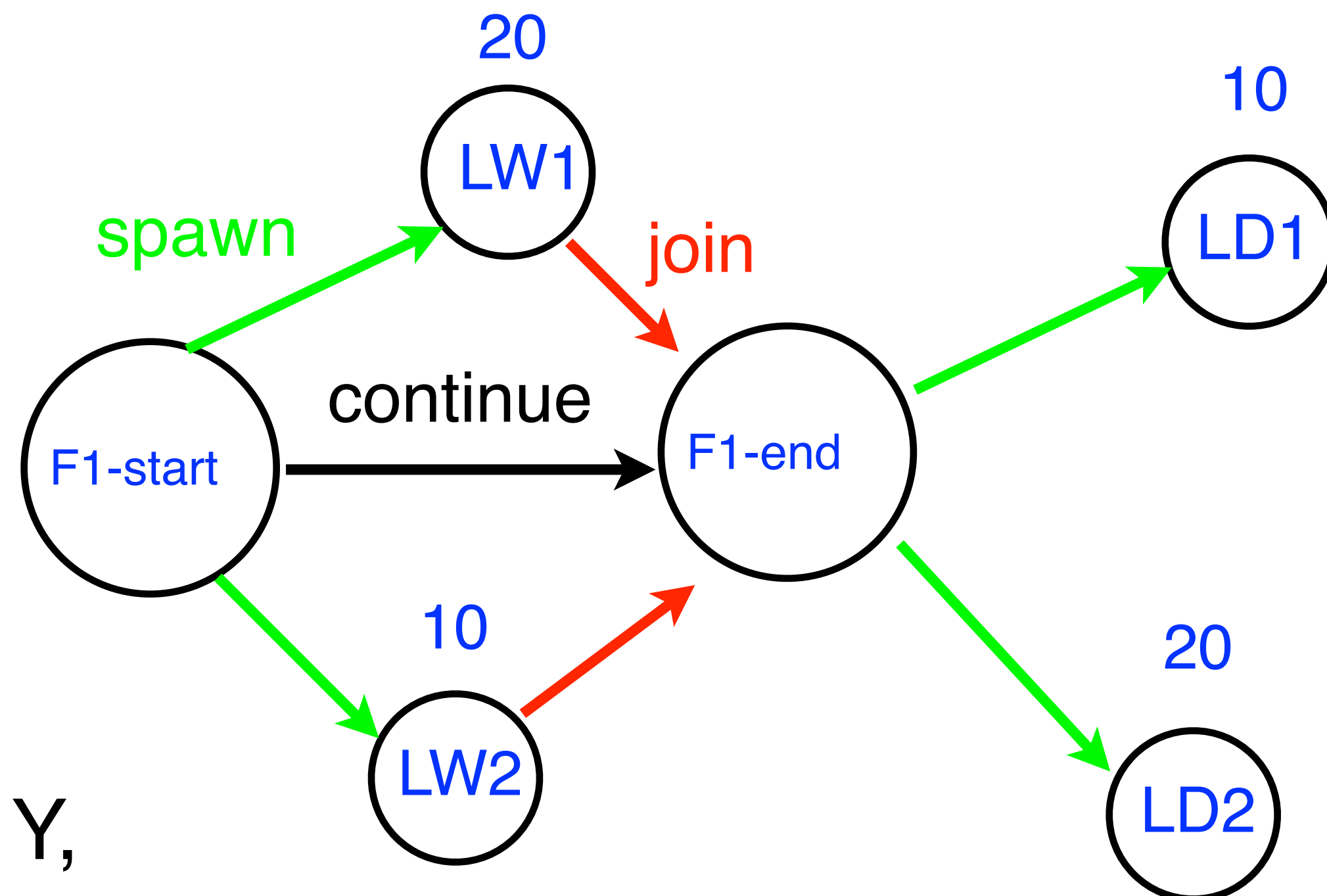
Which solution is better?



Draw Computation Graph for Solution #1

1. `finish { // F1`
2. `async LW1;`
3. `async LW2;`
4. `}` // F1
5. `async LD1;`
6. `async LD2;`

Computation Graph

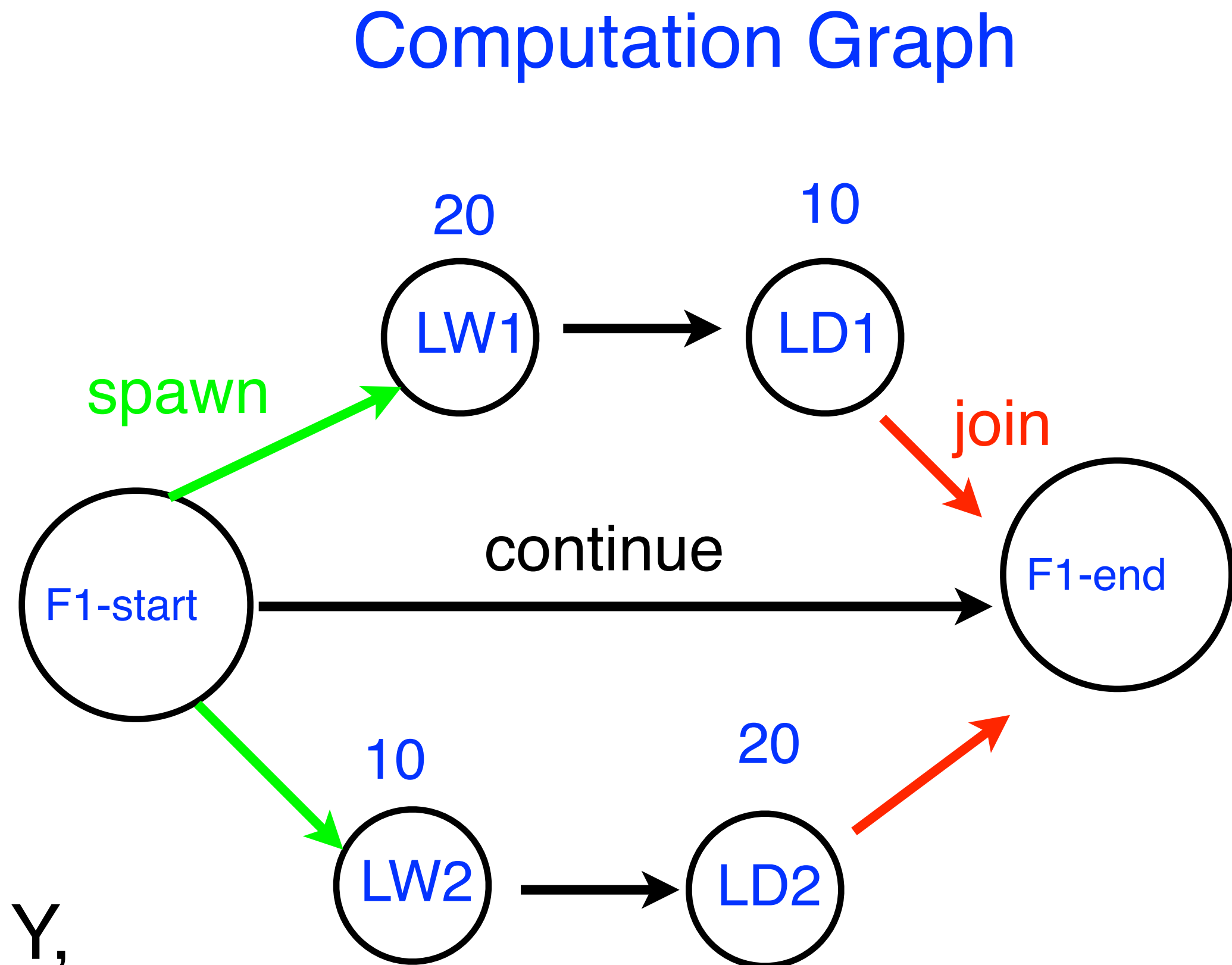


Key idea: If two statements, X and Y, have *no path of directed edges* from one to the other, then they can run in parallel with each other.



Draw Computation Graph for Solution #2

1. `finish { // F1`
2. `async { LW1; LD1 }`
3. `async { LW2; LD2 }`
4. `} // F1`



Key idea: If two statements, X and Y, have *no path of directed edges* from one to the other, then they can run in parallel with each other.



Announcements & Reminders

- IMPORTANT:
 - [Watch videos](#) for topics 1.3, 4.5 for next lecture
- HW 1 is due on Wednesday, Jan 31st
- Quiz 2 is due on Monday, Feb 5th
- Module 1 handout is available
- See course web site for syllabus, work assignments, due dates, ...
 - <http://comp322.rice.edu>

