

# COMP 322: Fundamentals of Parallel Programming

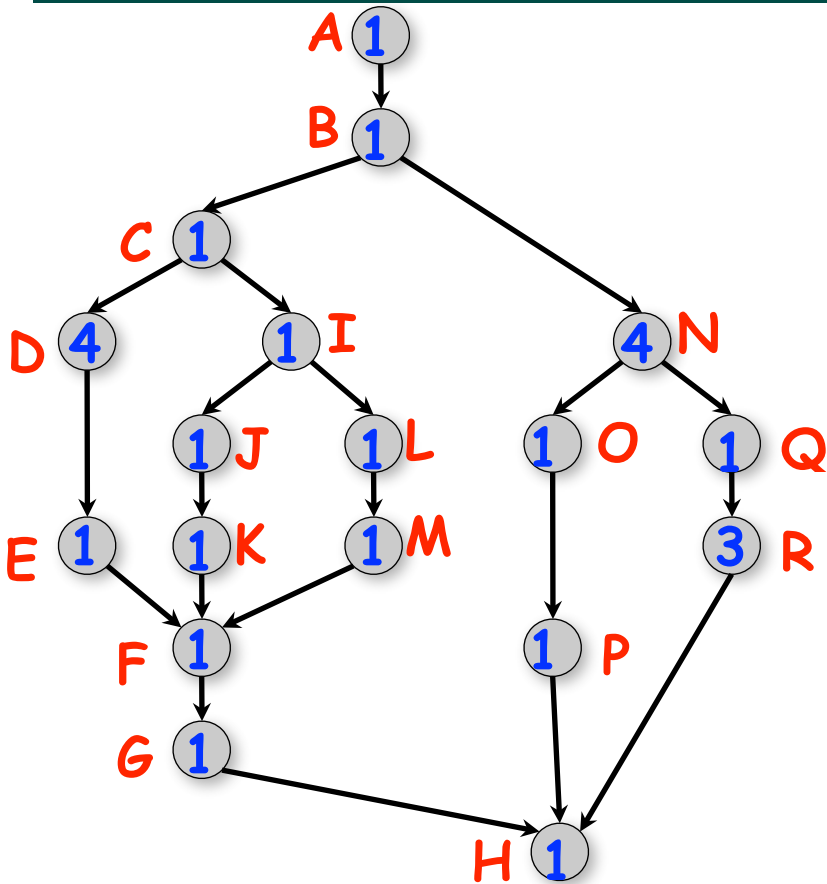
## Lecture 4: Parallel Speedup and Amdahl's Law

Mack Joyner and Zoran Budimlić  
{mjoyner, zoran}@rice.edu

<http://comp322.rice.edu>



# One Possible Solution to Worksheet 3 (Multiprocessor Scheduling)



There are  
4 idle  
slots in  
this  
schedule  
— can we  
do better  
than  $T_2 = 15$  ?

Start time	Proc 1	Proc 2
0	A	
1	B	
2	C	N
3	D	N
4	D	N
5	D	N
6	D	O
7	I	Q
8	J	R
9	L	R
10	K	R
11	M	E
12	F	P
13	G	
14	H	
15		

- As before,  $WORK = 26$  and  $CPL = 11$  for this graph
- $T_2 = 15$ , for the 2-processor schedule on the right
- We can also see that  

$$\max(CPL, WORK/2) \leq T_2 < CPL + WORK/2$$



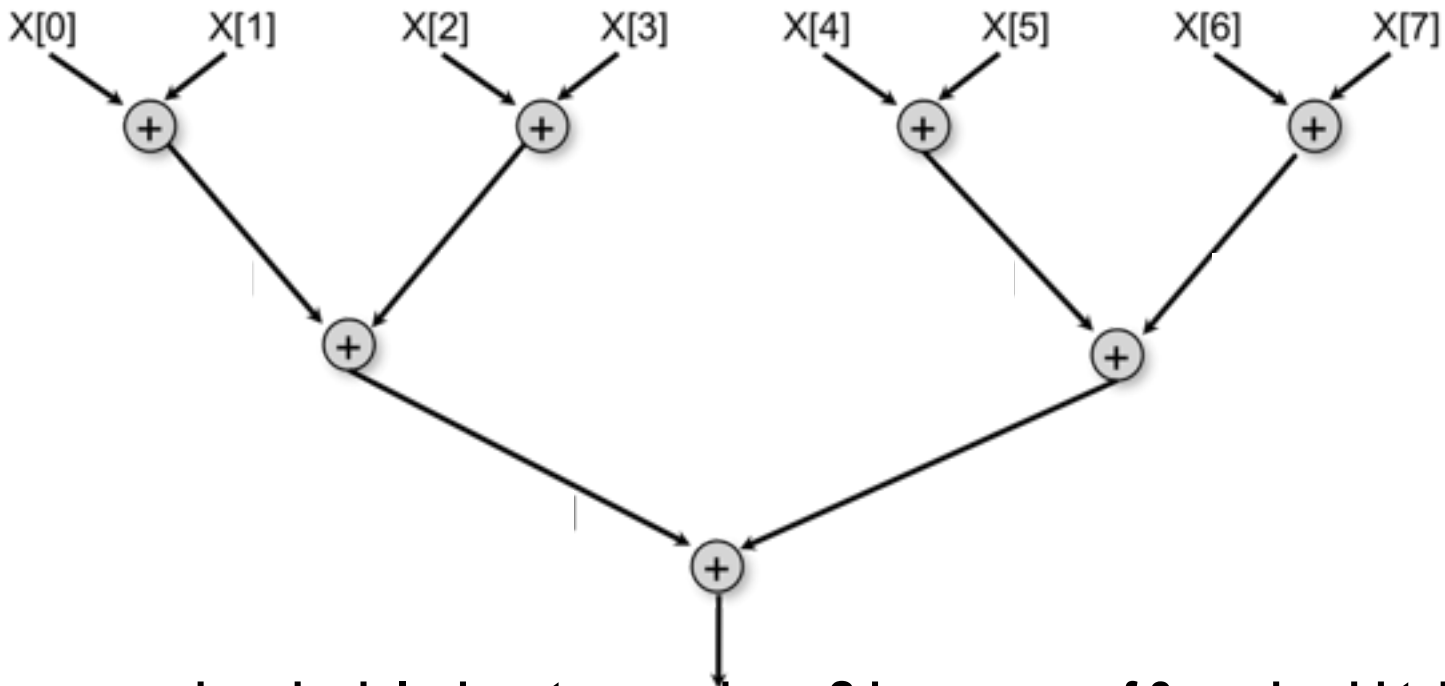
# Parallel Speedup

---

- Define  $\text{Speedup}(P) = T_1 / T_P$ 
  - Factor by which the use of  $P$  processors speeds up execution time relative to 1 processor, for a fixed input size
  - For ideal executions without overhead,  $1 \leq \text{Speedup}(P) \leq P$ 
    - This is what you will see with abstract metrics, but these bounds may not hold when we start measuring real execution times with real overheads
  - Linear speedup
    - When  $\text{Speedup}(P) = k \cdot P$ , for some constant  $k$ ,  $0 < k < 1$
- Ideal Parallelism =  $\text{WORK} / \text{CPL} = T_1 / T_\infty$ 
  - = Parallel Speedup on an unbounded (infinite) number of processors



# Computation Graph for Recursive Tree approach to computing Array Sum in parallel



Assume greedy schedule, input array size =  $S$  is a power of 2, each add takes 1 time unit

- $WORK(G) = S-1$ , and  $CPL(G) = \log_2(S)$
- Define  $T(S,P)$  = parallel execution time for Array Sum with size  $S$  on  $P$  processors
- Use upper bound  $T(S,P) \leq WORK(G)/P + CPL(G)$  as a worst-case estimate
  - $T(S,P) = WORK(G)/P + CPL(G) = (S-1)/P + \log_2(S)$
- $\Rightarrow$   $Speedup(S,P) = T(S,1)/T(S,P) = (S-1)/((S-1)/P + \log_2(S))$



# How many processors should we use?

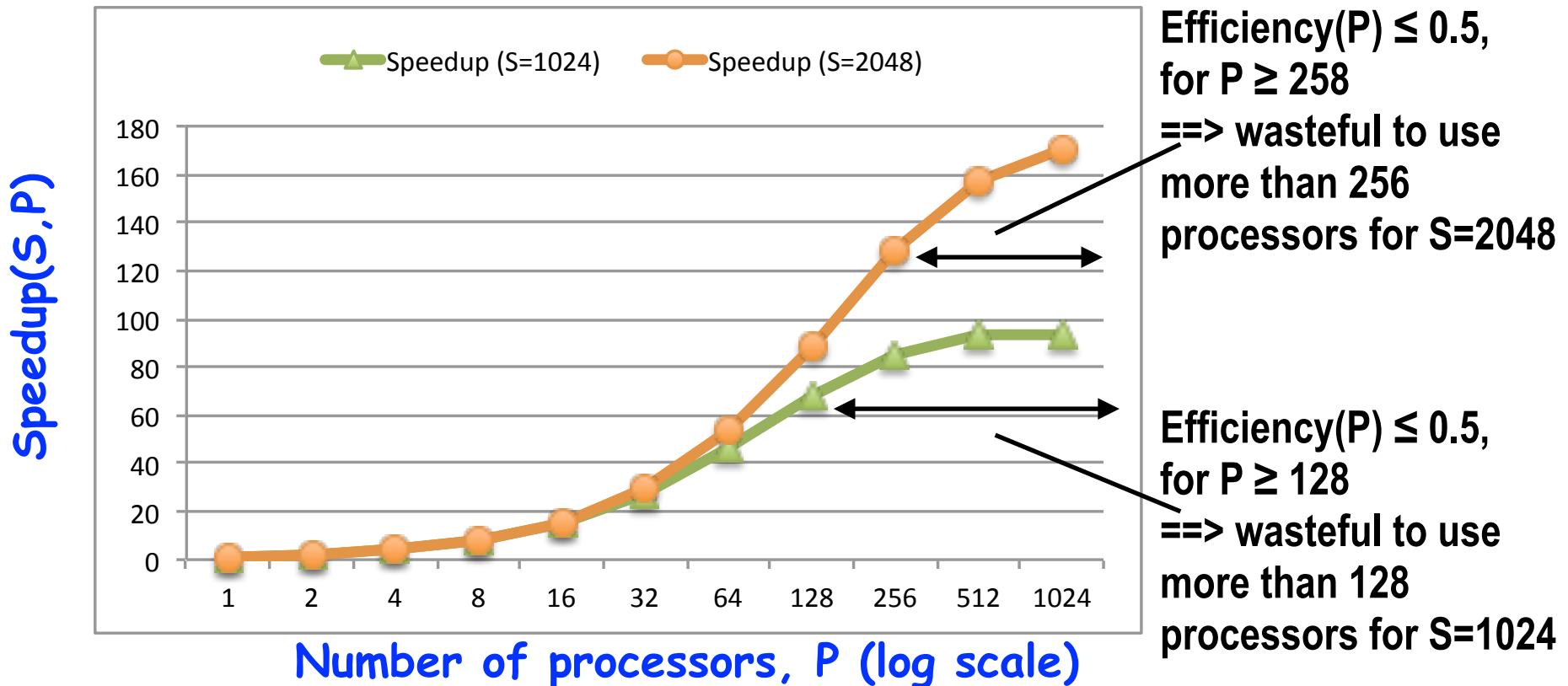
---

- **Define Efficiency(P) = Speedup(P)/ P =  $T_1/(P * T_P)$** 
  - Processor efficiency --- figure of merit that indicates how well a parallel program uses available processors
  - For ideal executions without overhead,  $1/P \leq \text{Efficiency}(P) \leq 1$
  - Efficiency(P) = 1 (100%) is the best we can hope for.
- **Half-performance metric**
  - $S_{1/2}$  = input size that achieves Efficiency(P) = 0.5 for a given P
  - Figure of merit that indicates how large an input size is needed to obtain efficient parallelism
  - A larger value of  $S_{1/2}$  indicates that the problem is harder to parallelize efficiently
- **How many processors to use?**
  - Common goal: choose number of processors, P for a given input size, S, so that efficiency is at least 0.5 (50%)



# ArraySum: Speedup as function of array size, S, and number of processors, P

- $\text{Speedup}(S,P) = T(S,1)/T(S,P) = (S-1)/((S-1)/P + \log_2(S))$
- Asymptotically,  $\text{Speedup}(S,P) \rightarrow (S-1)/\log_2 S$ , as  $P \rightarrow \text{infinity}$



# Amdahl's Law [1967]

---

- If  $q \leq 1$  is the fraction of WORK in a parallel program that must be executed sequentially for a given input size  $S$ , then the best speedup that can be obtained for that program is  $\text{Speedup}(S,P) \leq 1/q$ .
- Observation follows directly from critical path length lower bound on parallel execution time
  - $\text{CPL} \geq q * T(S,1)$
  - $T(S,P) \geq q * T(S,1)$
  - $\text{Speedup}(S,P) = T(S,1)/T(S,P) \leq 1/q$
- This upper bound on speedup simplistically assumes that work in program can be divided into sequential and parallel portions
  - Sequential portion of WORK =  $q$ 
    - also denoted as  $f_s$  (fraction of sequential work)
  - Parallel portion of WORK =  $1-q$ 
    - also denoted as  $f_p$  (fraction of parallel work)
- Computation graph is more general and takes dependences into account

# Illustration of Amdahl's Law: Best Case Speedup as function of Parallel Portion

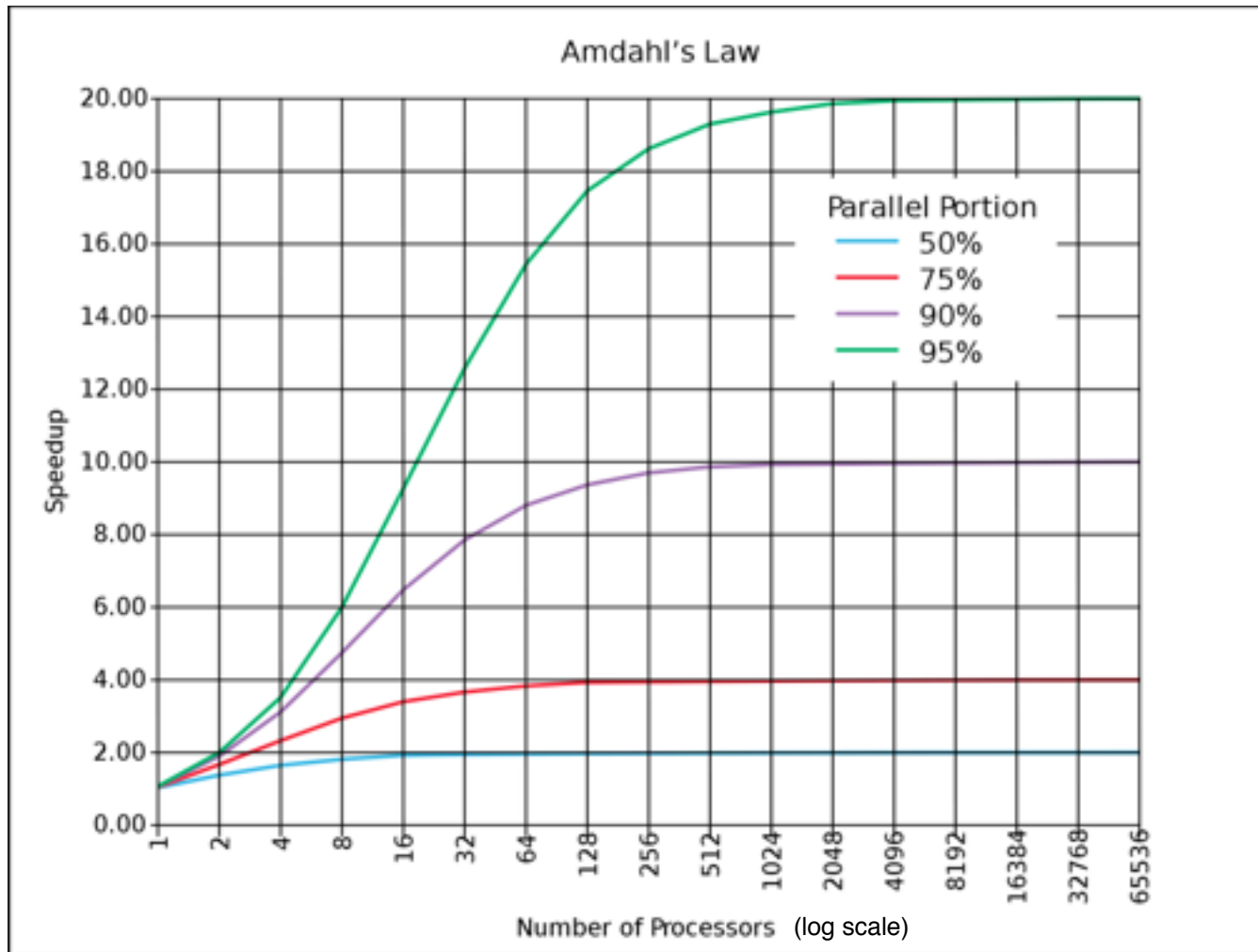


Figure source: [http://en.wikipedia.org/wiki/Amdahl's\\_law](http://en.wikipedia.org/wiki/Amdahl's_law)





# Announcements & Reminders

---

- **IMPORTANT:**
  - Watch video & read handout for topic 2.1 for next lecture on Monday, Jan 22nd**
- **HW1 was posted on the course web site (<http://comp322.rice.edu>) on Jan 10th, and is due on Jan 24th**
- **Quiz for Unit 1 (topics 1.1 - 1.5) is due by Jan 26th on Canvas**
- **Midterm exam will be on Thursday, Feb 22nd. Time is TBD.**
- **See course web site for all work assignments and due dates**
- **Use Piazza (public or private posts, as appropriate) for all communications re. COMP 322**
- **See Office Hours link on course web site for latest office hours schedule.**

