

# COMP 322: Fundamentals of Parallel Programming

## Lecture 17: Midterm Review

Mack Joyner and Zoran Budimlić  
{mjoyner, zoran}@rice.edu

<http://comp322.rice.edu>



# Data Races

A data race occurs on location  $L$  in a program execution with computation graph  $CG$  if there exist steps (nodes)  $S1$  and  $S2$  in  $CG$  such that:

1.  $S1$  does not depend on  $S2$  and  $S2$  does not depend on  $S1$ , i.e.,  $S1$  and  $S2$  can potentially execute in parallel, and
  2. Both  $S1$  and  $S2$  read or write  $L$ , and at least one of the accesses is a write.
- A data-race is usually considered an error. The result of a read operation in a data race is undefined. The result of a write operation is undefined if there are two or more writes to the same location.
  - Note that our definition of data race includes the case that both  $S1$  and  $S2$  write the same value in location  $L$ , even if the data race is benign.
  - Above definition includes all “potential” data races i.e., we consider it to be a data race even if  $S1$  and  $S2$  end up executing on the same processor.



# Worksheet solution: Classifying different versions of parallel search algorithms

Enter "YES" or "NO", as appropriate, in each box below

Example: String Search variation	Data Race Free?	Functionally Deterministic?	Structurally Deterministic?
V1: Count of all occurrences	YES	YES	YES
V2: Existence of an occurrence	NO	YES	YES
V3: Index of any occurrence	NO	NO	YES
V4: Optimized existence of an occurrence: do not create more async tasks after occurrence is found	NO	YES	NO
V5: Optimized index of any occurrence: do not create more async tasks after occurrence is found	NO	NO	NO



# Worksheet: Concurrency vs. Parallelism

**Honor Code Policy for Worksheets:** You are free to discuss all aspects of in-class worksheets with your other classmates, the teaching assistants and the professor during the class. You can work in a group and write down the solution that you obtained as a group. If you work on the worksheet outside of class (e.g., due to an absence), then it must be entirely your individual effort, without discussion with any other students. If you use any material from external sources, you must provide proper attribution. You should submit the worksheet in Canvas.

## Parallelism vs. Concurrency

Next to each one of the following activity scenarios, write whether that scenario exhibits *Parallelism*, *Concurrency*, *Both* or *Neither*.

### Scenario 1:

**Task:** Throwing a ball in the air and catching it.

**Activity:** A circus performer is juggling 5 balls at the same time.

**Concurrency**

### Scenario 2:

**Task:** Throwing a knife at a target.

**Activity:** A circus performer is throwing knives at a target.

**Neither**

### Scenario 3:

**Task:** Riding a monocycle.

**Activity:** Two circus performers are riding monocycles around the ring.

**Parallelism**

### Scenario 4:

**Task:** Throwing the ball in the air and catching it.

**Activity:** Two circus performers are juggling 5 balls between each other.

**Both**

## CPU Frequency and Power

Assume you have a CPU with 16 cores that consumes 160 Watts of power and runs at 2GHz. At what frequency would a single-core CPU with the same processing power have to run, and how much power would it have to consume?

**32GHz, 40.96 KW (~32 average households)**



# Worksheet: Functional Programming and Recursion

## Functional Programming in Java

Write a function *evens*, that uses purely functional approach (no mutation, probably want to use recursion), that takes a *GList<Integer>* and outputs a list that contains only and all the even numbers from the original list, in the same order. In which class(es) or interface(s) will you put this function?

“Functional” solution:

```
public interface GList<T> {
    static GList<Integer> evens(GList<Integer> input){
        if (input.isEmpty()) return input;
        return input.head() % 2 == 0
            ? evens(input.tail()).prepend(input.head())
            : evens(input.tail());
    }
}
```



# Worksheet: Higher-order functions

Write a function *sumOddStringLengths*, that uses higher-order functions we studied today. This function should take as an argument `GList<String>`, find all the strings in that list that have an odd length, and compute the sum of the lengths of those odd-length strings.

```
public Integer sumOddStringLengths(GList<String> input) {  
    return input.map(String::length).filter(x -> x % 2 == 1).foldRight(0,(a, e) -> a + e);  
}
```





# Worksheet: Lazy Computation

You are given the following supplier for a lazy list of integers:

```
public static LazyList<Integer> from(int i, int step) {  
    System.out.println("Hi");  
    return cons(i, ()->from(i+step, step));  
}
```

In the following sequence of statements, write how many times will “Hi” be printed out as a side effect of executing that statement:

```
var nats = from(0, 1);    // 1  
var evens = from(0, 2);  // 1  
var alsoEvens = nats.filter(x -> x % 2 == 0); // 0  
var yetAnotherEvens = nats.map(x -> x * 2);    // 0  
var thirdEven = evens.tail().tail().head();    // 2  
var thirdEvenAgain = evens.tail().tail().head(); // 0  
var fiveEvens = evens.take(5);                  // 0  
var sumFiveEvens = fiveEvens.foldRight(0, (x, y) -> x + y); // 3
```



# Why is fold evaluating an “extra” element?

```
public LazyList<T> take(int n) {  
  if (n < 1) {  
    return empty();  
  } else {  
    return cons(headVal, ()-> tail().take(n - 1));  
  }  
}
```

```
public LazyList<T> take(int n) {  
  if (n < 1) {  
    return empty();  
  } else if (n == 1) {  
    return cons(headVal, ()-> empty());  
  } else {  
    return cons(headVal, ()-> tail().take(n - 1));  
  }  
}
```





# Worksheet: Java Streams

What will the following piece of code print?

```
List<String> list = Arrays.asList("Rice", "Owls", "are", "the", "best");
String answer =
    list.stream()
        .skip(1)
        .map(e -> {
            System.out.println("Map was called on " + e);
            return e.substring(0, 3);
        })
        .filter(e -> {
            System.out.println("Filter was called on " + e);
            return e.charAt(2) == 'e';
        })
        .findFirst()
        .get();

System.out.println(answer);
```

Will your answer change (and how), if you replace `list.stream()` with `list.stream.parallel()`?

Map was called on Owls  
Filter was called on Owl  
Map was called on are  
Filter was called on are  
are

Could be anything that has  
both a Map and a Filter on "are".  
For example:

Map was called on are  
Filter was called on are  
Map was called on best  
Filter was called on bes  
Map was called on Owls  
Filter was called on Owl  
are



# Worksheet: Map/Reduce

You are given the following parallel Map/Reduce “framework” for processing a collection of Strings using Java Streams:

```
List<String> list = Arrays.asList("Rice", "Owls", "are", "the", "best");  
var value =  
    list.stream().parallel()  
        .filter(____A____)  
        .map(____B____)  
        .reduce(____C____);
```

Using this framework, solve the following problems by filling in the blanks A, B and C (note that C can be 1, 2 or 3 arguments, depending on which variant of reduce you choose):

1. Find all the strings that contain the letter “s”, convert them all to upper case, and concatenate them
2. Find all the strings of length 4, repeat each of them twice (i.e. “are” becomes “areare”), then find the smallest of them in lexicographical order
3. Find the total length of all the strings that start with a lowercase letter



# Worksheet: Map/Reduce

1. Find all the strings that contain the letter “s”, convert them all to upper case, and concatenate them

```
List<String> list = Arrays.asList("Rice", "Owls", "are", "the", "best");  
var value =  
    list.stream().parallel()  
        .filter(e -> e.contains("s"))  
        .map(e -> e.toUpperCase())  
        .reduce("", String::concat, String::concat);
```

“OWLSBEST”



# Worksheet: Map/Reduce

2. Find all the strings of length 4, repeat each of them twice (i.e. “are” becomes “areare”), then find the smallest of them in lexicographical order

```
List<String> list = Arrays.asList("Rice", "Owls", "are", "the", "best");  
var value =  
    list.stream().parallel()  
        .filter(e -> e.length() == 4)  
        .map(e -> e.repeat(2))  
        .reduce((a,b) -> a.compareToIgnoreCase(b) < 0 ? a : b);
```

Optional["bestbest"]



# Worksheet: Map/Reduce

3. Find the total length of all the strings that start with a lowercase letter

```
List<String> list = Arrays.asList("Rice", "Owls", "are", "the", "best");  
var value =  
    list.stream().parallel()  
        .filter(e -> e.charAt(0) >= 'a' && e.charAt(0) <= 'z')  
        .map(String::length)  
        .reduce(Integer::sum);
```

Optional[10]



# Worksheet: Futures

Here is a recursive, sequential divide-and-conquer function for finding a maximum value in an array:

```
static int findMax(int[] X, int lo, int hi) {  
    if ( lo > hi ) return 0;  
    else if ( lo == hi ) return X[lo];  
    else {  
        int mid = (lo+hi)/2;  
        var max1 =  
            findMax(X, lo, mid);  
        var max2 =  
            findMax(X, mid+1, hi);  
  
        return (max1 > max2)? max1 : max2;  
    }  
} // findMax
```

Indicate in the code the changes you need to make to this function in order to create a parallel, recursive divide-and-conquer function for finding a maximum value in an array.





# Worksheet: Futures

Here is a recursive, sequential divide-and-conquer function for finding a maximum value in an array:

```
static int findMax(int[] X, int lo, int hi) throws SuspendableException {
    if ( lo > hi ) return 0;
    else if ( lo == hi ) return X[lo];
    else {
        int mid = (lo+hi)/2;
        var max1 = future() ->
            findMax(X, lo, mid);
        var max2 = future() ->
            findMax(X, mid+1, hi);
        // Parent now waits for the future values
        return (max1.get() > max2.get())? max1.get() : max2.get();
    }
} // findMax
```

Indicate in the code the changes you need to make to this function in order to create a parallel, recursive divide-and-conquer function for finding a maximum value in an array.



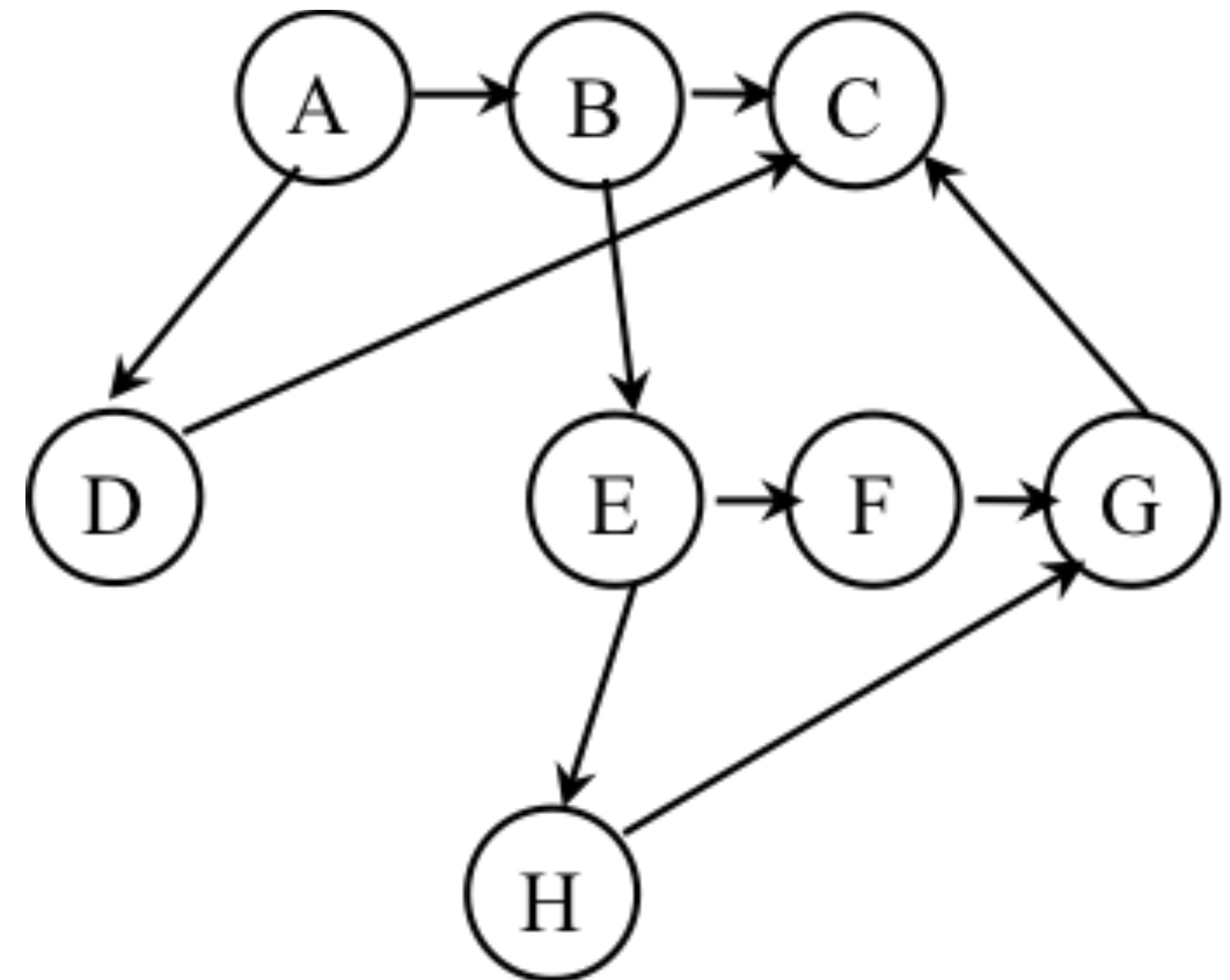
# Computation Graphs

- A Computation Graph (CG) captures the dynamic execution of a parallel program, for a specific input
- CG nodes are “steps” in the program’s execution
  - A step is a sequential subcomputation without any spawned, begin-finish or end-finish operations
- CG edges represent ordering constraints
  - “Continue” edges define sequencing of steps within a task
  - “Spawn” edges connect parent tasks to child spawned tasks
  - “Join” edges connect the end of each spawned task to its IEF’s end-must finish operations
- All computation graphs must be acyclic
  - It is not possible for a node to depend on itself
- Computation graphs are examples of “directed acyclic graphs” (DAGs)

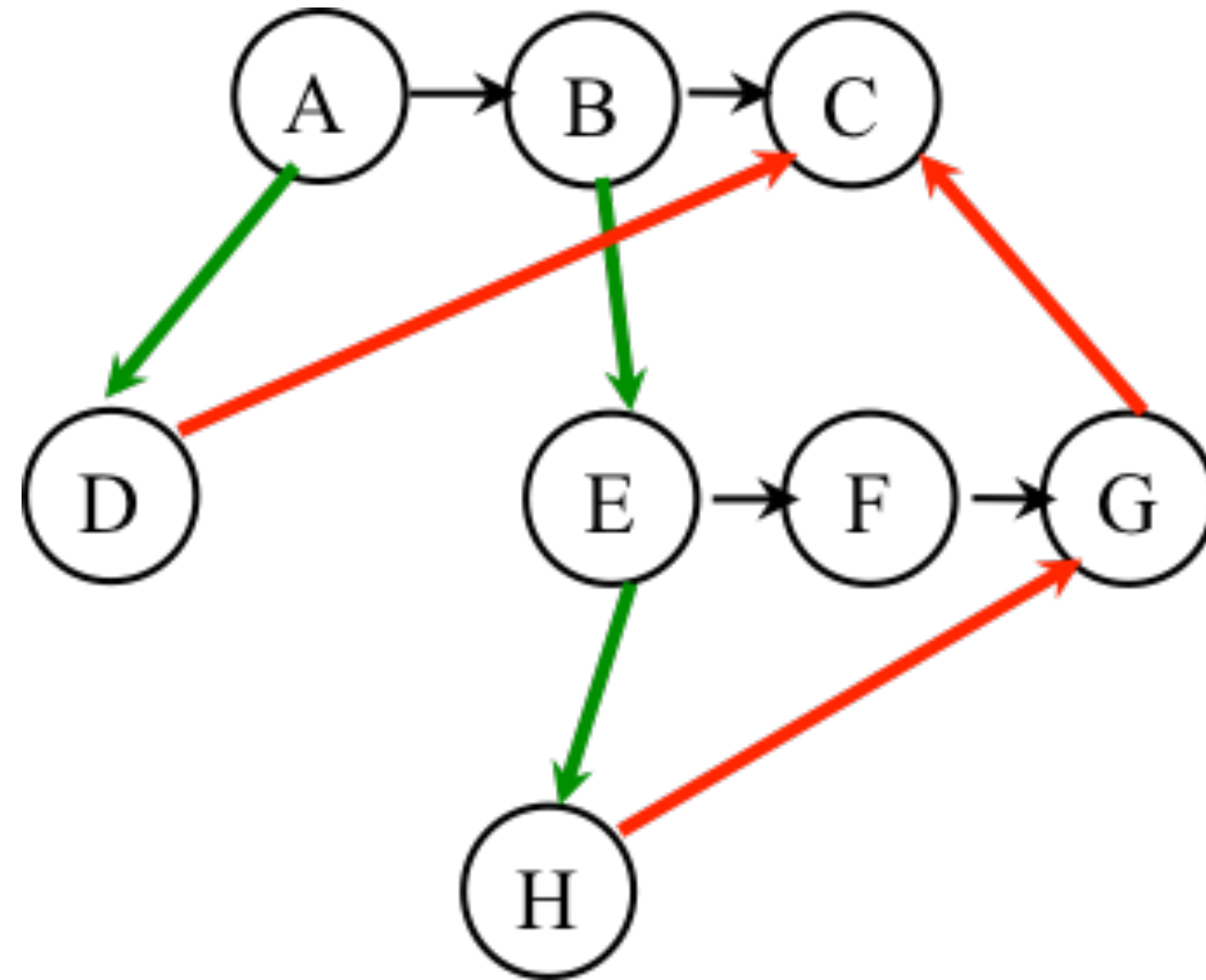


# Worksheet: Reverse Engineering a Parallel Program from a Computation Graph (CG)

Write a parallel program that generates exactly the same ordering constraints as the computation graph shown. The program should be written in pseudocode using **must finish** and **spawn** annotations. The CG nodes should be clearly identified as statements in the program e.g., as method calls `A()`, `B()`, etc. Since the CG edges are not labeled as `spawn`, `continue`, or `join`, you can make whatever assumptions you choose about the edges when writing your program. The only requirement is that the ordering constraints in your program coincide with those in the graph. Submit solution in Canvas.



# One Possible Solution to Worksheet (Reverse Engineering a Computation Graph)



## Observations:

- Any node with out-degree  $> 1$  must be an async (must have an outgoing **spawn edge**)
- Any node with in-degree  $> 1$  must be an end-finish (must have an incoming **join edge**)
- Adding or removing transitive edges does not impact ordering constraints

```
1. A ();
2. must finish { // F1
3.   spawn D ();
4.   B ();
5.   E ();
6. } // F2
7.   spawn H ();
8.   F ();
9. } // F2
10. G ();
11. } // F1
12. C ();
```

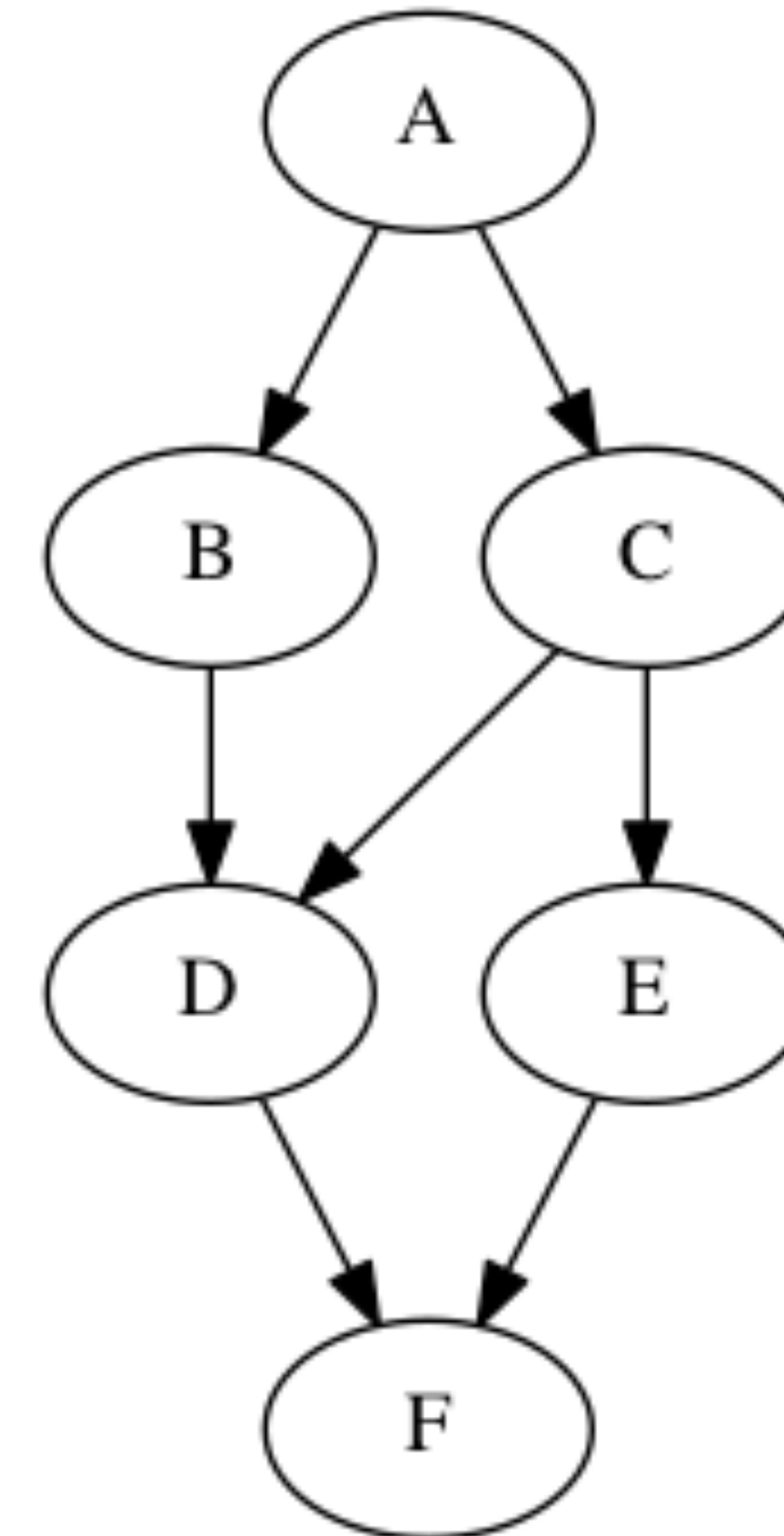




# Worksheet: Computation Graphs for Async-Finish and Future Constructs

1) Can you write pseudocode with async & finish constructs that generates a Computation Graph with the same ordering constraints as the graph on the right? If so, provide a sketch of the program. If not, why not?

2) Can you write pseudocode with future & get constructs that generates a Computation Graph with the same ordering constraints as the graph on the right? If so, provide a sketch of the program. If not, why not?



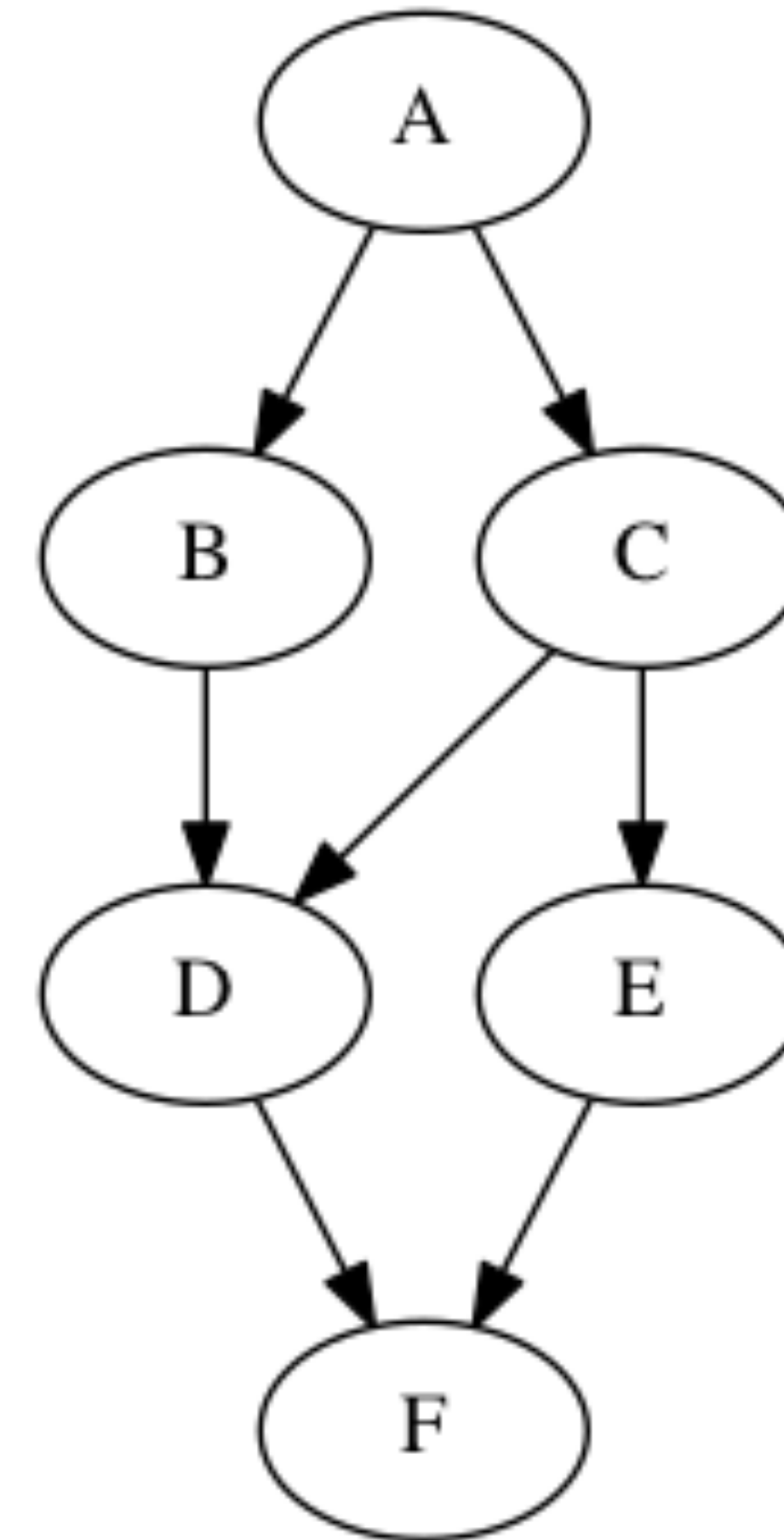
# Worksheet solution

1) Can you write pseudocode with async-finish constructs that generates a Computation Graph with the same ordering constraints as the graph on the right? If so, provide a sketch of the program.

No. Finish cannot be used to ensure that D only waits for B and C, while E waits only for C.

2) Can you write pseudocode with future async-get constructs that generates a Computation Graph with the same ordering constraints as the graph on the right? If so, provide a sketch of the program.

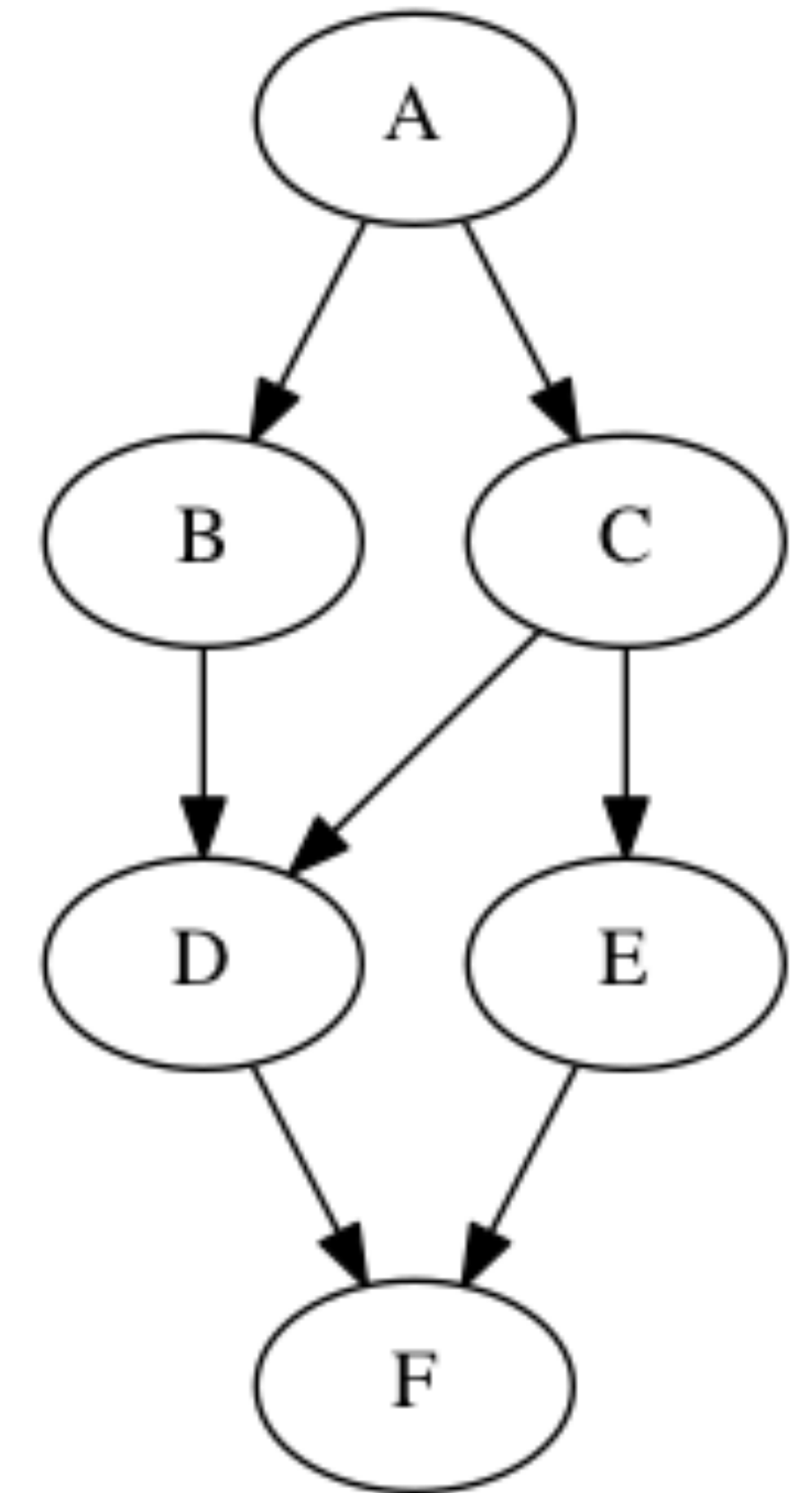
Yes, see program sketch with dummy return values.





## Worksheet solution (contd.)

```
1.  var A = future(() -> {
2.    return "A"; });
3.  var B = future(() -> {
4.    A.get(); return "B"; });
5.  var C = future(() -> {
6.    A.get(); return "C"; });
7.  var D = future(() -> {
8.    // Order of B.get() & C.get() doesn't matter
9.    B.get(); C.get(); return "D"; });
10. var E = future(() -> {
11.   C.get(); return "E"; });
12. var F = future(() -> {
13.   D.get(); E.get(); return "F"; });
14. F.get();
```



# Extending HJ Futures for Macro-Dataflow: Data-Driven Tasks (DDTs)

`asyncAwait(ddfA, ddfB, ..., () -> Stmt);`

- Create a new data-driven-task to start executing `Stmt` after all of `ddfA, ddfB, ...` become available (i.e., after task becomes “enabled”)
- Alternatively, you can pass a list to `asyncAwait`
- Await clause can be used to implement “nodes” and “edges” in a computation graph

`ddfA.get()`

- Return value (of type T1) stored in `ddfA`
- Throws an exception if `put()` has not been performed

`ddfA.safeGet()`

- Doesn't throw an exception
  - Should be performed by `async`'s that contain `ddfA` in their await clause, or if there's some other synchronization to guarantee that the `put()` was performed



# Worksheet: Data Driven Tasks

For the example below, will reordering the five `async` statements change the meaning of the program (assuming that the semantics of the reader/writer methods depends only on their parameters) ? If so, show two orderings that exhibit different behaviors. If not, explain why not.

```
1. var left = newDataDrivenFuture();
2. var right = newDataDrivenFuture();
3. finish {
4.   asyncAwait(left) leftReader(left); // Task3
5.   asyncAwait(right) rightReader(right); // Task5
6.   asyncAwait(left,right)
7.     bothReader(left,right); // Task4
8.   async left.put(leftWriter()); // Task1
9.   async right.put(rightWriter()); // Task2
10. }
```



# Worksheet solution

For the example below, will reordering the five `async` statements change the meaning of the program (assuming that the semantics of the reader/writer methods depends only on their parameters) ? If so, show two orderings that exhibit different behaviors. If not, explain why not.

No, reordering the `asyncs` doesn't change the meaning of the program. Regardless of the order, Task 3 will always wait on Task 1. Task 5 will always wait on Task 2. Task 4 will always wait on both Task 1 and 2.

```
1. var left = newDataDrivenFuture();
2. var right = newDataDrivenFuture();
3. finish {
4.   asyncAwait(left) leftReader(left); // Task3
5.   asyncAwait(right) rightReader(right); // Task5
6.   asyncAwait(left,right)
7.     bothReader(left,right); // Task4
8.   async left.put(leftWriter()); // Task1
9.   async right.put(rightWriter()); // Task2
10. }
```



# Worksheet: Events with Data Driven Tasks

---

A logged in user would like to get the articles they authored using the `getArticles(userId)` request to fetch their articles. The request returns an object that has a list of articles that looks like the following:

```
{ articles: ["I like Rice", "Where are they putting the 12th college"] }
```

Can you modify the code on the next slide to safely get the user's articles? If not, explain why not.



# Worksheet solution

```
var username = ...
var password = ...
var session = -1;
var regUser = newDataDrivenFuture();
var logUser = newDataDrivenFuture();
var loggedIn = newDataDrivenFuture();
var logOut = newDataDrivenFuture();
var articles = newDataDrivenFuture();
...
async(() -> regUser.put(registerNewUser(username, password))); // { username: user, result: "success" or "failure"}
...
asyncAwait(regUser, () -> { if (regUser.safeGet().result.equals("success"))
    logUser.put(loginUser(username, password)); // {userId: id, result: "success" or "failure"}
    else
    logUser.put({result: "failure" }); });
...
asyncAwait(logUser, () -> { if (logUser.safeGet().result.equals("success"))
    session = logUser.safeGet().userId; loggedIn.put(isLoggedIn(session)); // {userId: id, result: "success" or "failure" }
    else
    loggedIn.put({result: "failure" }); });
...
asyncAwait(loggedIn, () -> { if (loggedIn.safeGet().result.equals("success"))
    logOut.put(logoutUser(session)); session = -1; // { result: "success" or "failure" }
    else
    logOut.put({result: "failure" }); });
...
asyncAwait(loggedIn, () -> { if (loggedIn.safeGet().result.equals("success") && session != -1)
    articles.put(getArticles(session)); // { articles: ["a1", "a2", "a3"]}
    else
    articles.put({articles: [] }); });
...

```

**Still not entirely safe. What happens if logoutUser() is called before getArticles()? We should move isLoggedIn() to the server and have logoutUser() and getArticles() internally call isLoggedIn().**





# Worksheet solution

```
var username = ...
var password = ...
var session = -1;
var regUser = newDataDrivenFuture();
var logUser = newDataDrivenFuture();
var loggedIn = newDataDrivenFuture();
var logOut = newDataDrivenFuture();
var articles = newDataDrivenFuture();
...
async(() -> regUser.put(registerNewUser(username, password))); // { username: user, result: "success" or "failure"}
...
asyncAwait(regUser, () -> { if (regUser.safeGet().result.equals("success"))
    logUser.put(loginUser(username, password)); // {userId: id, result: "success" or "failure"}
    else
    logUser.put({result: "failure" }); });
...
asyncAwait(logUser, () -> { if (logUser.safeGet().result.equals("success"))
    session = logUser.safeGet().userId; loggedIn.put(isLoggedIn(session)); // {userId: id, result: "success" or "failure" }
    else
    loggedIn.put({result: "failure" }); });
...
asyncAwait(loggedIn, () -> { if (loggedIn.safeGet().result.equals("success"))
    logOut.put(logoutUser(session)); session = -1; // { result: "success" or "failure" }
    else
    logOut.put({result: "failure" }); });
...
asyncAwait(loggedIn, () -> { if (loggedIn.safeGet().result.equals("success") && session != -1)
    articles.put(getArticles(session)); // { articles: ["a1", "a2", "a3"]}
    else
    articles.put({articles: [] }); });
...

```

**Still not entirely safe. What happens if logoutUser() is called before getArticles()? We should move isLoggedIn() to the server and have logoutUser() and getArticles() internally call isLoggedIn().**



# Parallel Speedup

- Define  $\text{Speedup}(P) = T_1 / T_P$ 
  - Factor by which  $P$  processors speeds up execution time relative to 1 processor, for fixed input size
  - For ideal executions without overhead,  $1 \leq \text{Speedup}(P) \leq P$ 
    - You see this with abstract metrics, but bounds may not hold when measuring real execution times with real overheads
  - Linear speedup
    - When  $\text{Speedup}(P) = k \cdot P$ , for some constant  $k$ ,  $0 < k < 1$
- Ideal Parallelism =  $\text{WORK} / \text{CPL} = T_1 / T_\infty$ 
  - = Parallel Speedup on an unbounded (infinite) number of processors



# Worksheet: Speedup

## Array Sum Speedup

- Assume  $T(S,P) = \text{WORK}(G,S)/P + \text{CPL}(G,S) = (S-1)/P + \log_2(S)$  for the parallel array sum computation shown in slide 4 (using the upper bound)
- Assume  $S = 1024 \implies \log_2(S) = 10$
- Compute for 10, 100, 1000 processors (round to 1 decimal place)  
 $T(S,P) = (S-1)/P + \log_2(S) = 1023/P + 10$   
Speedup(10) =  $T(1)/T(10) =$   
Speedup(100) =  $T(1)/T(100) =$   
Speedup(1000) =  $T(1)/T(1000) =$
- Why does the speedup not increase linearly in proportion to the number of processors?



# Worksheet solution

- Estimate  $T(S,P) \sim \text{WORK}(G,S)/P + \text{CPL}(G,S) = (S-1)/P + \log_2(S)$  for the parallel array sum computation shown in slide 4.
- Assume  $S = 1024 \implies \log_2(S) = 10$
- Compute for 10, 100, 1000 processors
  - $T(P) = 1023/P + 10$ , when  $P > 1$
  - $\text{Speedup}(10) = T(1)/T(10) = 1023/112.3 \sim 9.1$
  - $\text{Speedup}(100) = T(1)/T(100) = 1023/20.2 \sim 50.6$
  - $\text{Speedup}(1000) = T(1)/T(1000) = 1023/11.0 \sim 93.7$
- Why does the speedup not increase linearly in proportion to the number of processors?
  - Because of the critical path length,  $\log_2(S)$ , is a bottleneck



# Worksheet solution: Associativity and Commutativity

Recap:

A binary function  $f$  is *associative* if  $f(f(x,y),z) = f(x,f(y,z))$ .

A binary function  $f$  is *commutative* if  $f(x,y) = f(y,x)$ .

Worksheet problems:

1) Claim: a Finish Accumulator (FA) can only be used with operators that are *associative and commutative*.

Why? What can go wrong with accumulators if the operator is non-associative or non-commutative?

You may get different answers in different executions if the operator is non-associative or non-commutative e.g., an accumulator can be implemented using one “partial accumulator” per processor core.

2) For each of the following functions, indicate if it is associative and/or commutative.

a)  $f(x,y) = x+y$ , for integers  $x, y$ , is associative and commutative

b)  $g(x,y) = (x+y)/2$ , for integers  $x, y$ , is commutative but not associative

c)  $h(s1,s2) = \text{concat}(s1, s2)$  for strings  $s1, s2$ , e.g.,  $h(\text{“ab”}, \text{“cd”}) = \text{“abcd”}$ , is associative but not commutative

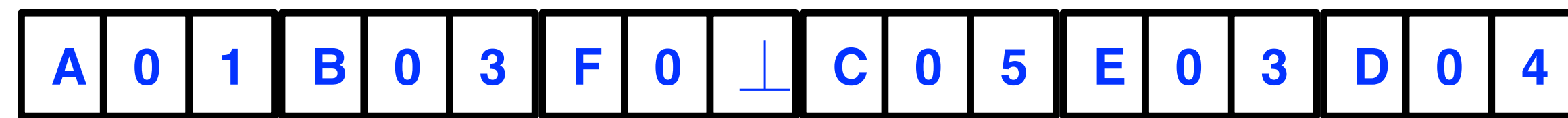




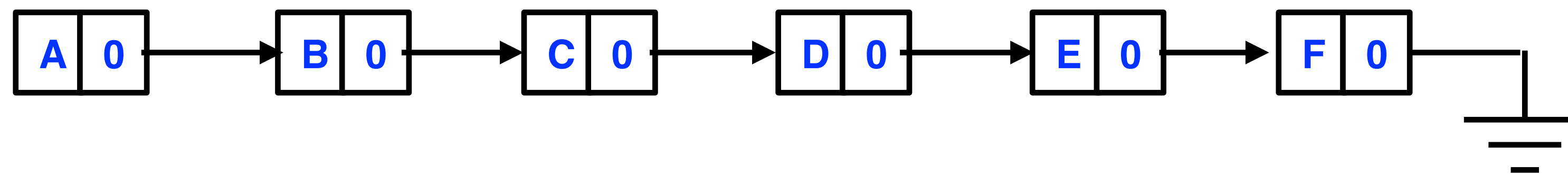
# Worksheet: Pointer Skipping

You are given a linked list, and you need to compute the *rank* of each element of the list, i.e. the distance of that element from the end of the list.

Give a high-level idea of how would you solve this problem in parallel using pointer skipping. You can assume that the list is stored in a contiguous array, with a pointer to the next element in the list being a simple index of that element. For example, the following array:



Represents the following list:



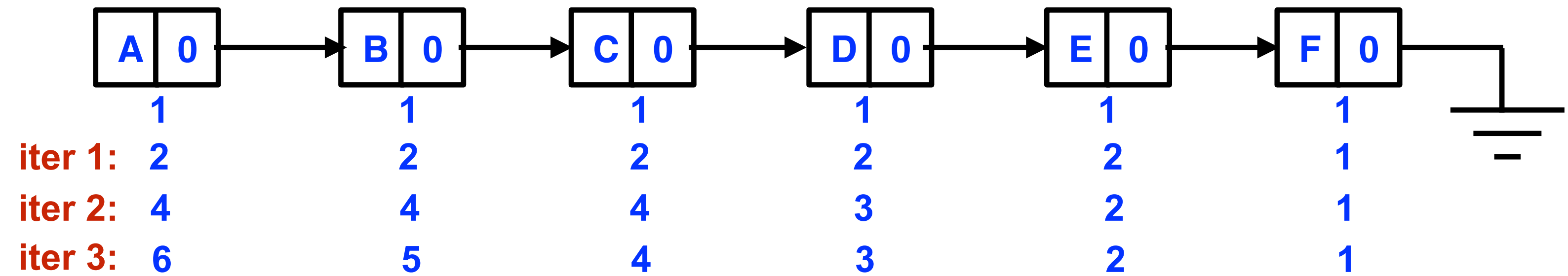
What is the total WORK that your solution would perform (integer addition counts as WORK(1), everything else is ignored)?





# Worksheet: Pointer Skipping

Assume  $d[i] = 1$  for all nodes



Algorithm:

1. Repeat  $\log N$  times:

1. Finish

1. Create an async task for each list node

2. In each task  $i$ :

1. set  $d[i] += d[\text{succ}[i]]$

2. set  $\text{succ}[i] = \text{succ}[\text{succ}[i]]$

What is the big-O for total WORK and CPL that your solution would perform (integer addition counts as  $\text{WORK}(1)$ , everything else is ignored)?

$\text{WORK} = O(N \log N)$ ,  $\text{CPL} = O(\log N)$



# Announcements & Reminders

---

- Quiz #4 is due Tuesday, Feb. 22nd by 11:59pm
- Midterm exam is Thursday, Feb. 24th from 7pm - 10pm (Canvas)
- HW #3 is due Friday, Mar. 4th by 11:59pm

