



Taking Still Photos in DMC Video/Photography Studio

Refer to the following set-up for portrait photo shoot:



Hair light in 40% intensity




Two back lights lit up the white backdrop with *back light 1* in 100% intensity and color and *back light 2* in 50% intensity and 100% color.

Two additional stand lights lit up the white backdrop both with 80% of intensity and 100% color.

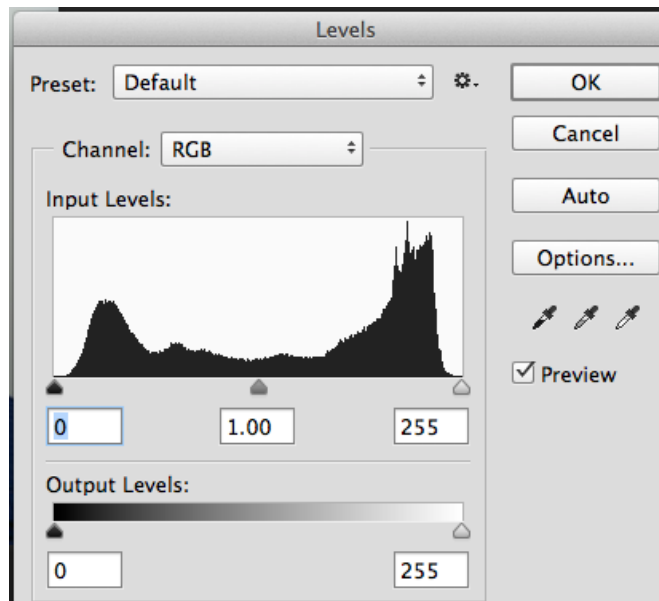
Secondary light on the subject with diffuser on and 90% of intensity and 100% of color.


Primary light on the subject with softbox on and 100% intensity and 100% color.

*The position of subject VS the position of primary and secondary lights are marked on the carpet :



Nikon D610 DSLR Camera and *Nikon AF-S 24-85mm f/3.5-4.5G ED VR lens* were used to take the following portrait. Refer to the screenshots below for more photo information:



NIKON D610 AWB 
AF-S VR Zoom-Nikkor 24-85mm f/3.5-4.5G...
4016 x 6016 5.4 MB **JPEG**
ISO 320 85mm 0 EV f/4.5 1/50